


Secuencias de Vuelta a la Escuela (B)

Recorte y pegue la figura que completa cada secuencia.



1.





2.




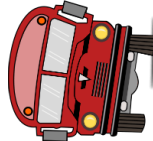
3.



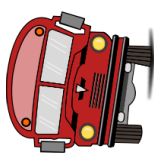
4.



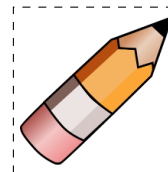



5.



6.



Para recortar:


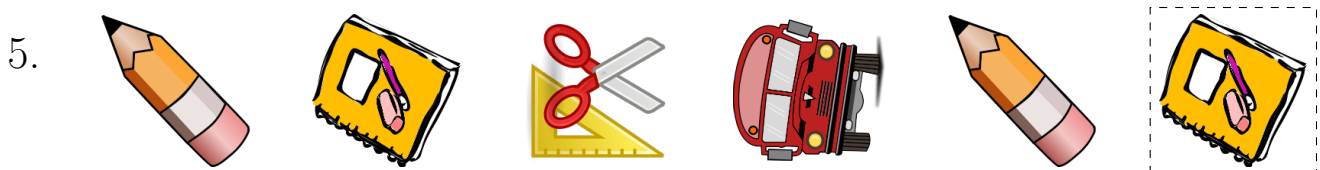



Imágenes tomadas de Openclipart.org


MatesLibres.com

Secuencias de Vuelta a la Escuela (B) Respuestas

Recorte y pegue la figura que completa cada secuencia.



Para recortar:



Imágenes tomadas de Openclipart.org

MatesLibres.com