

# Secuencias de Vuelta a la Escuela (G)

Recorte y pegue la figura que completa cada secuencia.


1.




2.




3.




4.



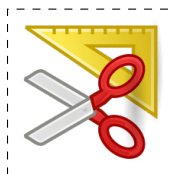
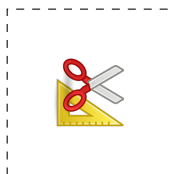
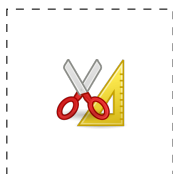
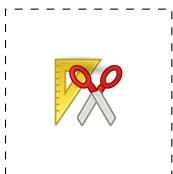
5.



6.



Para recortar:



Imágenes tomadas de [Openclipart.org](http://Openclipart.org)

MatesLibres.com

# Secuencias de Vuelta a la Escuela (G) Respuestas

Recorte y pegue la figura que completa cada secuencia.

1.



2.



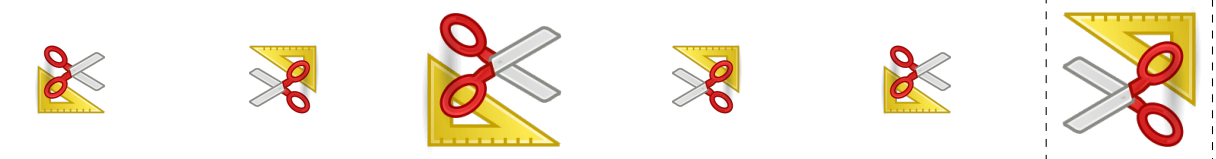
3.



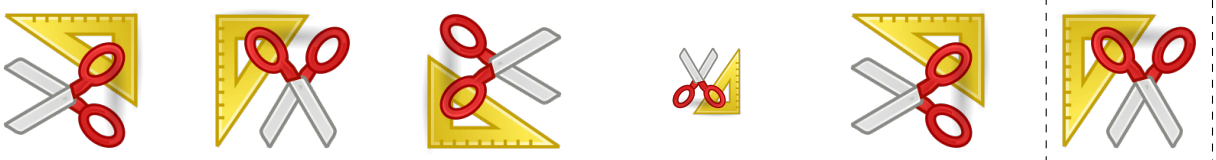
4.



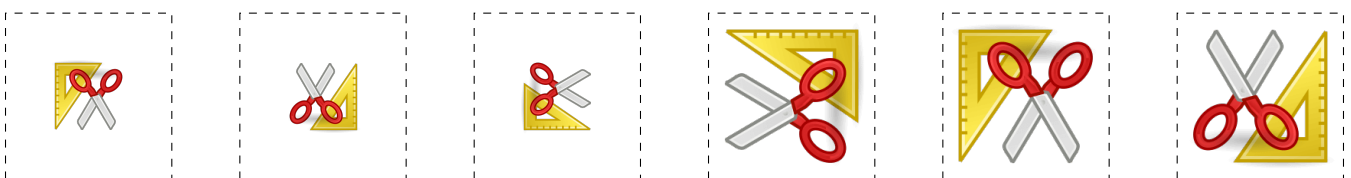
5.



6.



Para recortar:



Imágenes tomadas de [Openclipart.org](http://Openclipart.org)

MatesLibres.com