

Secuencias de Manzanas y Gusanos (E)

Recorte y pegue la figura que completa cada secuencia.


1.




2.




3.



4.



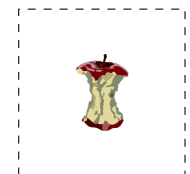
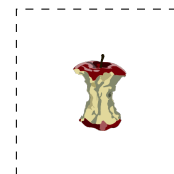

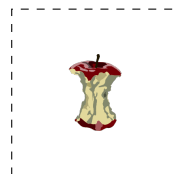
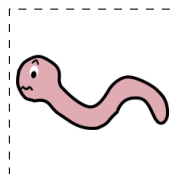

5.



6.



Para recortar:








Imágenes tomadas de Openclipart.org

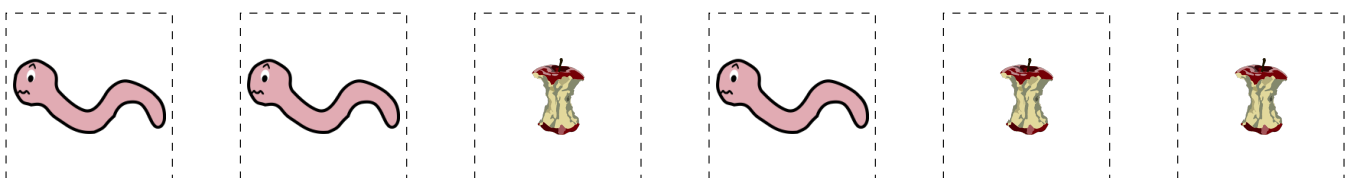
MatesLibres.com

Secuencias de Manzanas y Gusanos (E) Respuestas

Recorte y pegue la figura que completa cada secuencia.



Para recortar:



Imágenes tomadas de Openclipart.org

MatesLibres.com