


Secuencias de Hojas de Otoño (A)

Recorte y pegue la figura que completa cada secuencia.

1.



2.




3.




4.



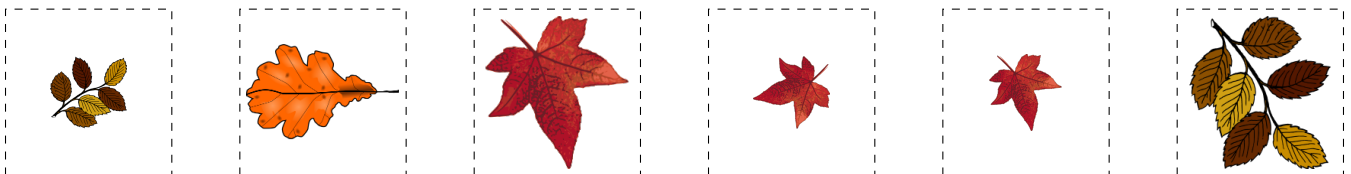
5.



6.



Para recortar:




Imágenes tomadas de Openclipart.org

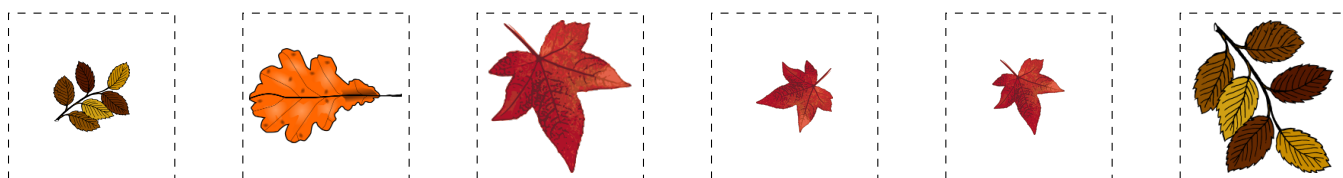
MatesLibres.com

Secuencias de Hojas de Otoño (A) Respuestas

Recorte y pegue la figura que completa cada secuencia.



Para recortar:



Imágenes tomadas de Openclipart.org

MatesLibres.com