


Secuencias de Hojas de Otoño (F)

Recorte y pegue la figura que completa cada secuencia.


1.




2.




3.



4.





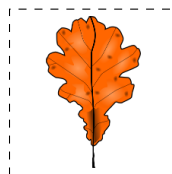
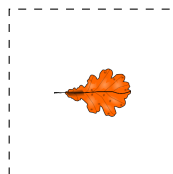
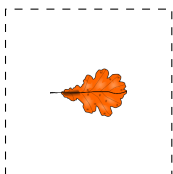
5.



6.



Para recortar:




Imágenes tomadas de Openclipart.org

MatesLibres.com


Secuencias de Hojas de Otoño (F) Respuestas

Recorte y pegue la figura que completa cada secuencia.


1.




2.




3.




4.



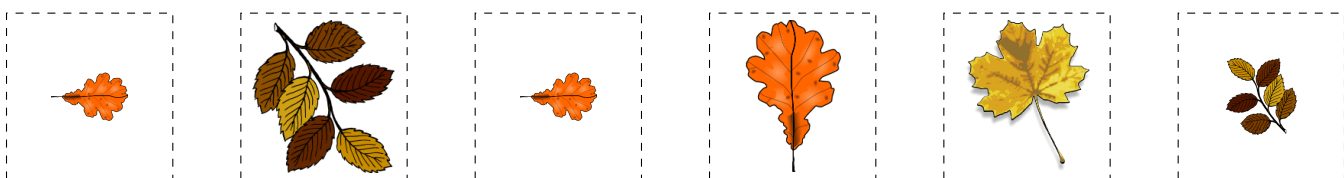
5.



6.



Para recortar:



Imágenes tomadas de Openclipart.org

MatesLibres.com