


# SECUENCIAS SOBRE EL DÍA DE LOS MUERTOS (E)

Recorte y pegue la figura que continúa cada secuencia.


1.




2.



3.




4.



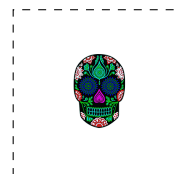
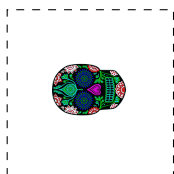

5.



6.



Para recortar:



Imágenes tomadas de [Openclipart.org](http://Openclipart.org), [Clker.com](http://Clker.com)

MATESLIBRES.COM LES DESEA UNAS FELICES FIESTAS

# SECUENCIAS SOBRE EL DIA DE LOS MUERTOS (E) RESPUESTAS

Recorte y pegue la figura que continúa cada secuencia.

1.



2.



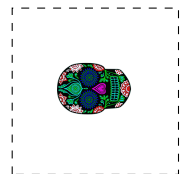
3.



4.



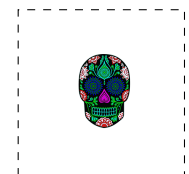

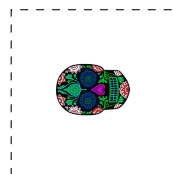
5.



6.



Para recortar:



Imágenes tomadas de [Openclipart.org](http://Openclipart.org), [Clker.com](http://Clker.com)

MATESLIBRES.COM LES DESEA UNAS FELICES FIESTAS