SECUENCIAS SOBRE EL DÍA DE LOS MUERTOS (A)

Recorte y pegue la figura que continúa cada secuencia.

1.

2.

3.

4.

5.

6.

Para recortar:

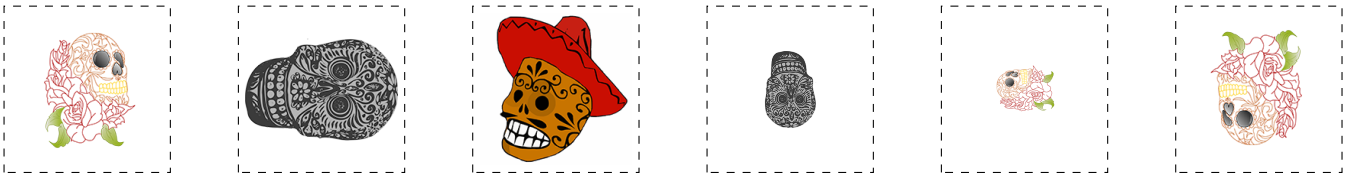

Imágenes tomadas de Openclipart.org, Clker.com

MATESLIBRES.COM LES DESEA UNAS FELICES FIESTAS

SECUENCIAS SOBRE EL DIA DE LOS MUERTOS (A) RESPUESTAS

Recorte y pegue la figura que continúa cada secuencia.

1.

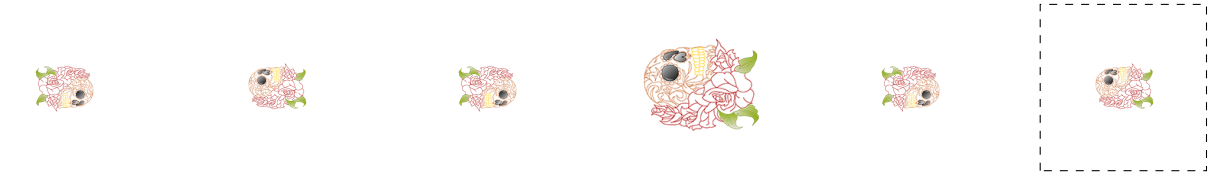

2.

3.

4.

5.

6.

Para recortar:

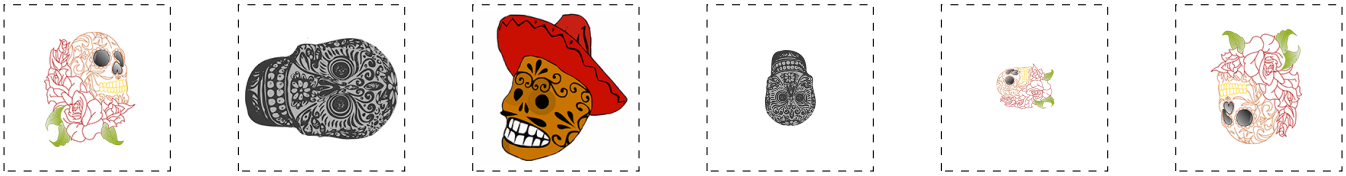

Imágenes tomadas de Openclipart.org, Clker.com

MATESLIBRES.COM LES DESEA UNAS FELICES FIESTAS

SECUENCIAS SOBRE EL DIA DE LOS MUERTOS (B)

Recorte y pegue la figura que continúa cada secuencia.

1.

2.

3.

4.



5.

6.

Para recortar:

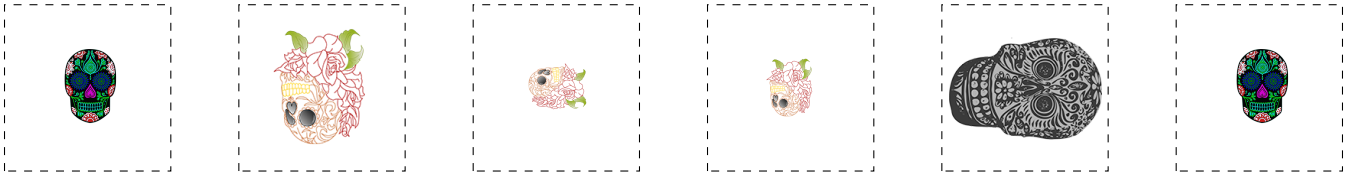

Imágenes tomadas de Openclipart.org, Clker.com

SECUENCIAS SOBRE EL DIA DE LOS MUERTOS (B) RESPUESTAS

Recorte y pegue la figura que continúa cada secuencia.

1.

2.

3.

4.



5.

6.

Para recortar:

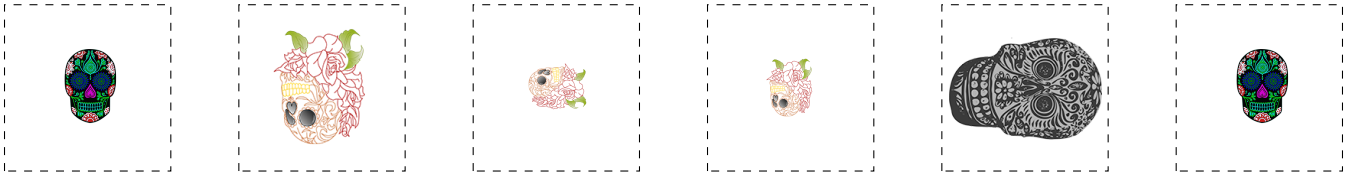

Imágenes tomadas de Openclipart.org, Clker.com

MATESLIBRES.COM LES DESEA UNAS FELICES FIESTAS

SECUENCIAS SOBRE EL DIA DE LOS MUERTOS (C)

Recorte y pegue la figura que continúa cada secuencia.

1.



2.



3.



4.



5.

6.

Para recortar:

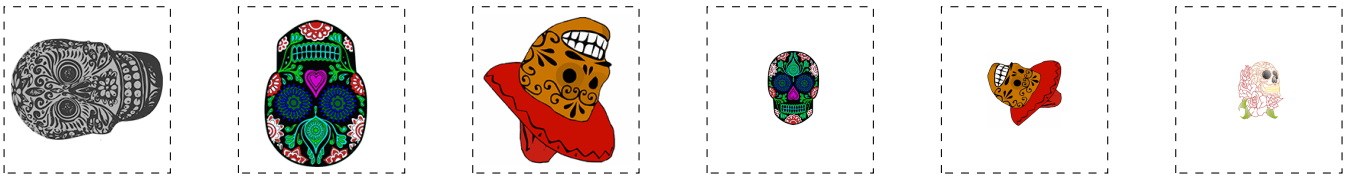

Imágenes tomadas de Openclipart.org, Clker.com

MATESLIBRES.COM LES DESEA UNAS FELICES FIESTAS

SECUENCIAS SOBRE EL DIA DE LOS MUERTOS (C) RESPUESTAS

Recorte y pegue la figura que continúa cada secuencia.

1.

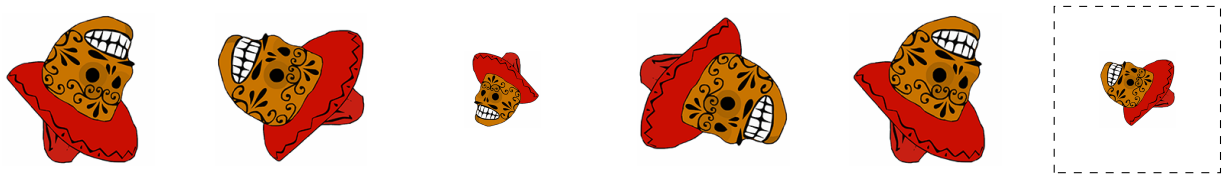

2.



3.



4.



5.

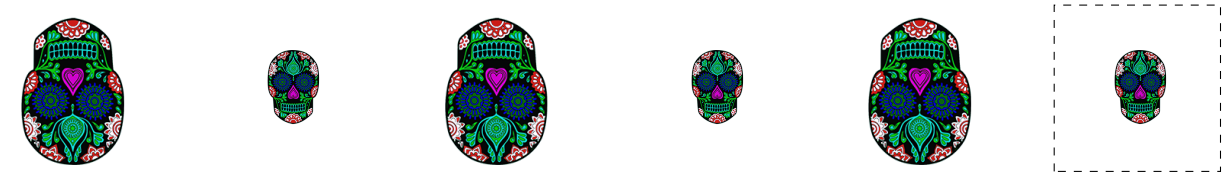

6.

Para recortar:

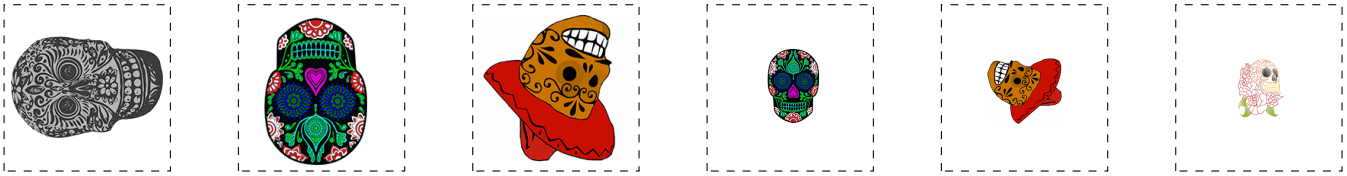

Imágenes tomadas de Openclipart.org, Clker.com

MATESLIBRES.COM LES DESEA UNAS FELICES FIESTAS

SECUENCIAS SOBRE EL DIA DE LOS MUERTOS (D)

Recorte y pegue la figura que continúa cada secuencia.

1.

2.

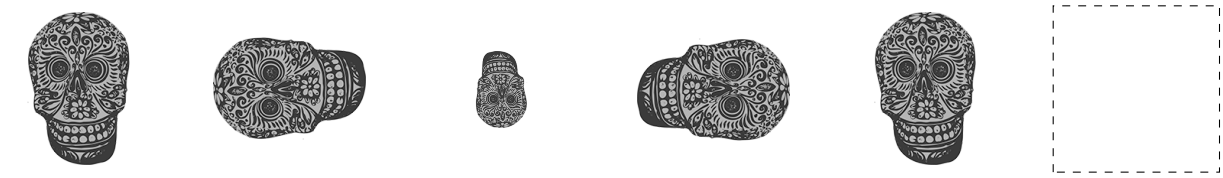

3.

4.

5.

6.

Para recortar:



Imágenes tomadas de Openclipart.org, Clker.com

MATESLIBRES.COM LES DESEA UNAS FELICES FIESTAS

SECUENCIAS SOBRE EL DIA DE LOS MUERTOS (D) RESPUESTAS

Recorte y pegue la figura que continúa cada secuencia.

1.

2.

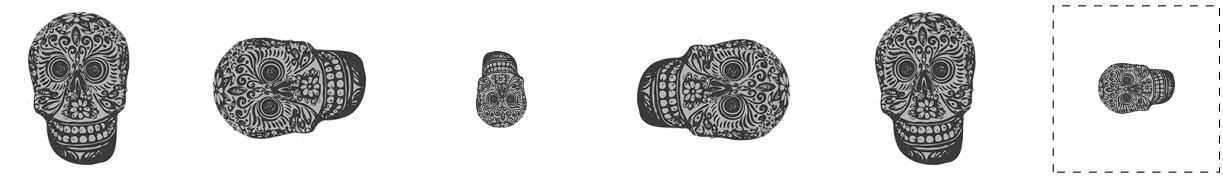

3.

4.

5.

6.

Para recortar:



Imágenes tomadas de Openclipart.org, Clker.com

MATESLIBRES.COM LES DESEA UNAS FELICES FIESTAS

SECUENCIAS SOBRE EL DIA DE LOS MUERTOS (E)

Recorte y pegue la figura que continúa cada secuencia.

1.

2.

3.

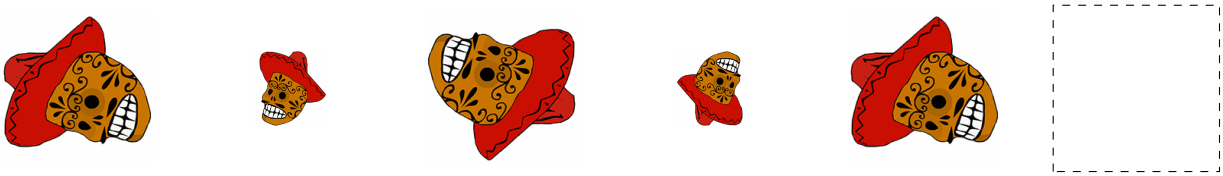

4.

5.

6.

Para recortar:

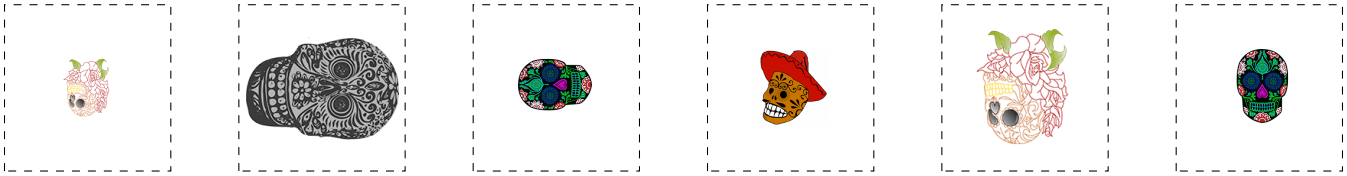

Imágenes tomadas de Openclipart.org, Clker.com

MATESLIBRES.COM LES DESEA UNAS FELICES FIESTAS

SECUENCIAS SOBRE EL DIA DE LOS MUERTOS (E) RESPUESTAS

Recorte y pegue la figura que continúa cada secuencia.

1.

2.

3.

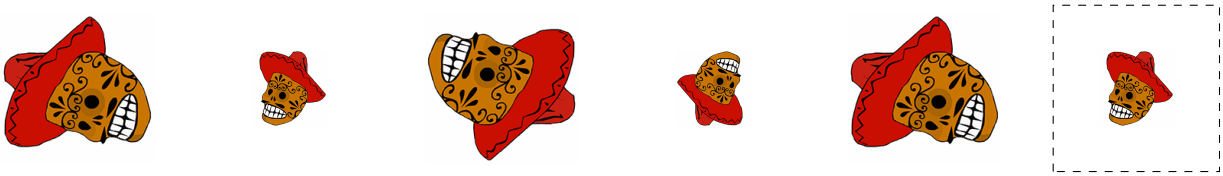

4.

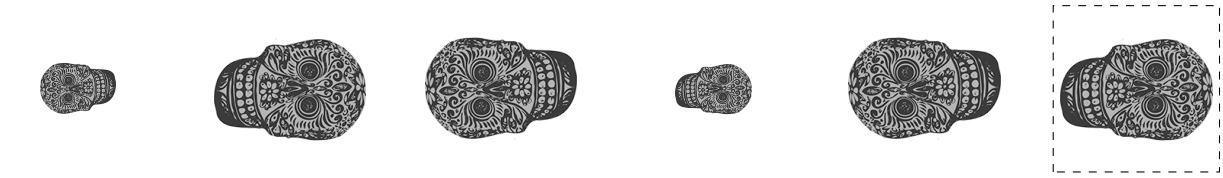

5.

6.

Para recortar:

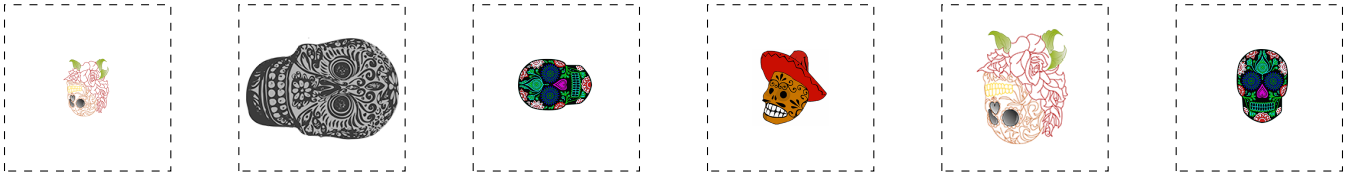

Imágenes tomadas de Openclipart.org, Clker.com

SECUENCIAS SOBRE EL DIA DE LOS MUERTOS (F)

Recorte y pegue la figura que continúa cada secuencia.

1.

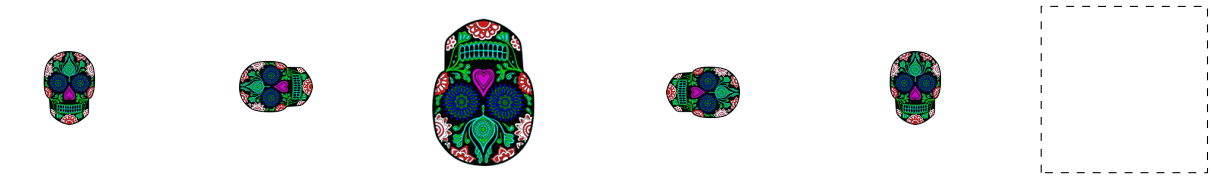

2.

3.



4.



5.

6.

Para recortar:



Imágenes tomadas de Openclipart.org, Clker.com

SECUENCIAS SOBRE EL DIA DE LOS MUERTOS (F) RESPUESTAS

Recorte y pegue la figura que continúa cada secuencia.

1.

2.



3.



4.



5.

6.

Para recortar:



Imágenes tomadas de Openclipart.org, Clker.com

MATESLIBRES.COM LES DESEA UNAS FELICES FIESTAS

SECUENCIAS SOBRE EL DIA DE LOS MUERTOS (G)

Recorte y pegue la figura que continúa cada secuencia.

1.

2.

3.

4.

5.

6.

Para recortar:

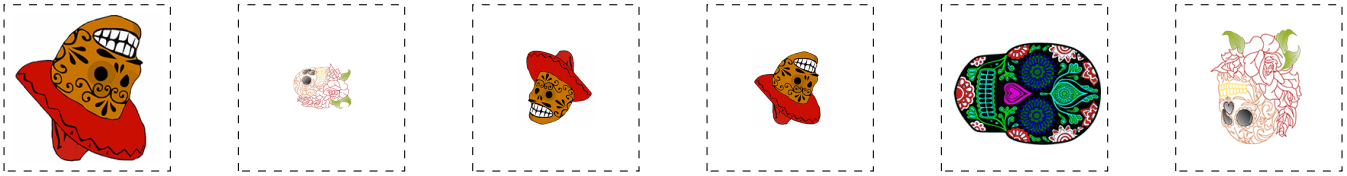

Imágenes tomadas de Openclipart.org, Clker.com

MATESLIBRES.COM LES DESEA UNAS FELICES FIESTAS

SECUENCIAS SOBRE EL DIA DE LOS MUERTOS (G) RESPUESTAS

Recorte y pegue la figura que continúa cada secuencia.

1.



2.

3.

4.

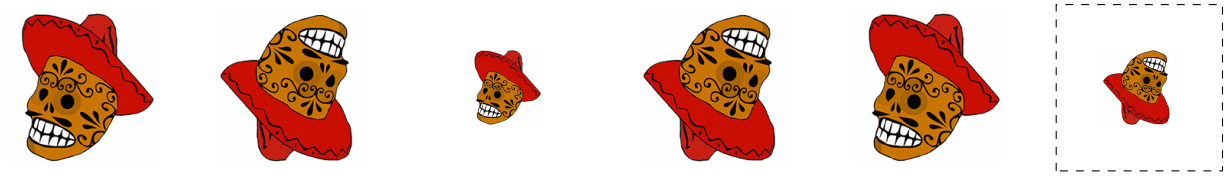

5.

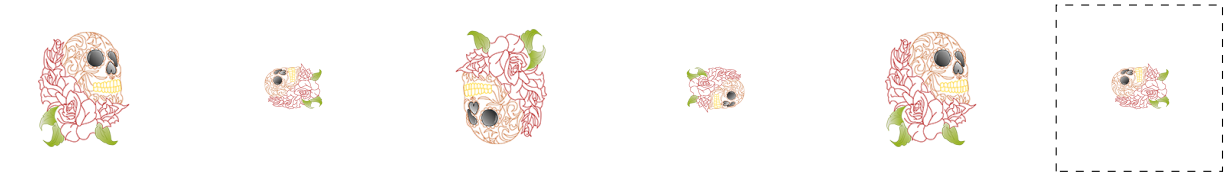

6.



Para recortar:

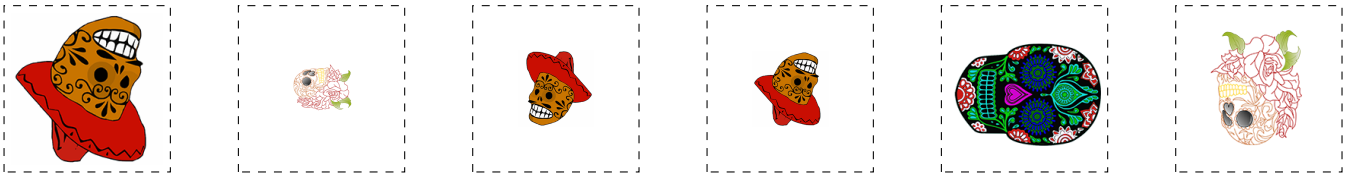

Imágenes tomadas de Openclipart.org, Clker.com

MATESLIBRES.COM LES DESEA UNAS FELICES FIESTAS

SECUENCIAS SOBRE EL DIA DE LOS MUERTOS (H)

Recorte y pegue la figura que continúa cada secuencia.

1.



2.

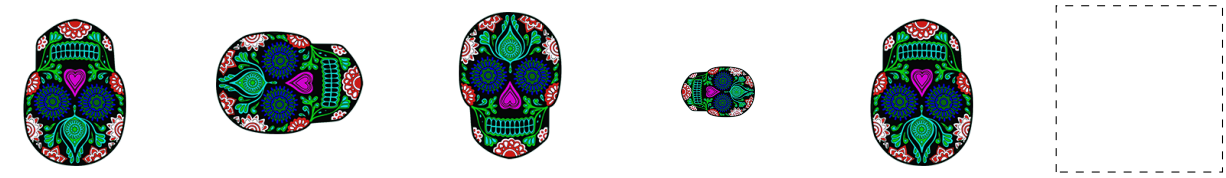

3.



4.

5.

6.



Para recortar:

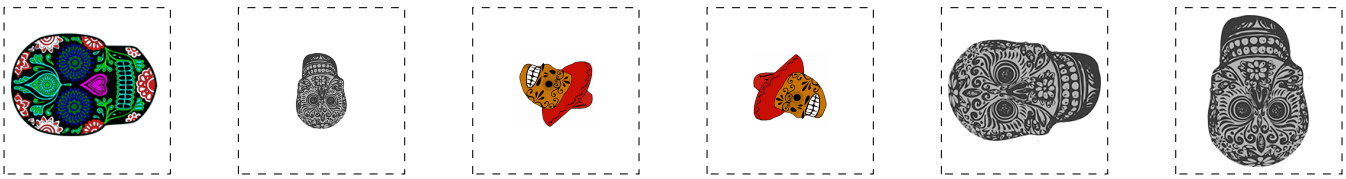

Imágenes tomadas de Openclipart.org, Clker.com

MATESLIBRES.COM LES DESEA UNAS FELICES FIESTAS

SECUENCIAS SOBRE EL DIA DE LOS MUERTOS (H) RESPUESTAS

Recorte y pegue la figura que continúa cada secuencia.

1.



2.



3.



4.

5.



6.



Para recortar:

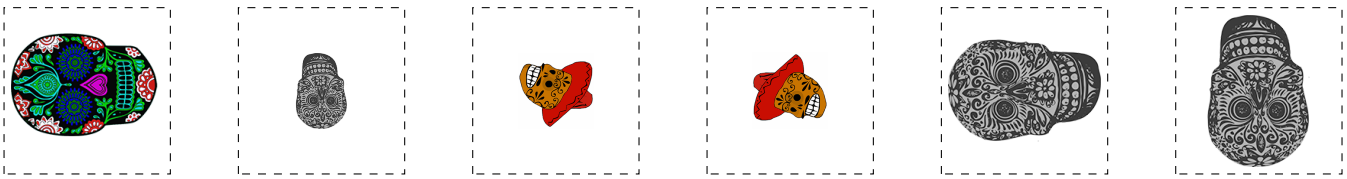

Imágenes tomadas de Openclipart.org, Clker.com

MATESLIBRES.COM LES DESEA UNAS FELICES FIESTAS

SECUENCIAS SOBRE EL DIA DE LOS MUERTOS (I)

Recorte y pegue la figura que continúa cada secuencia.

1.



2.

3.

4.

5.

6.

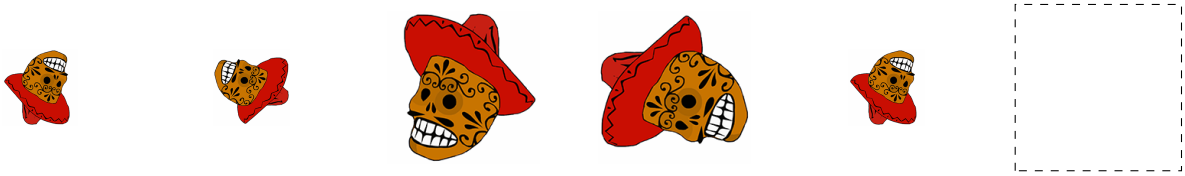

Para recortar:

Imágenes tomadas de Openclipart.org, Clker.com

MATESLIBRES.COM LES DESEA UNAS FELICES FIESTAS

SECUENCIAS SOBRE EL DIA DE LOS MUERTOS (I) RESPUESTAS

Recorte y pegue la figura que continúa cada secuencia.

1.



2.

3.



4.

5.

6.

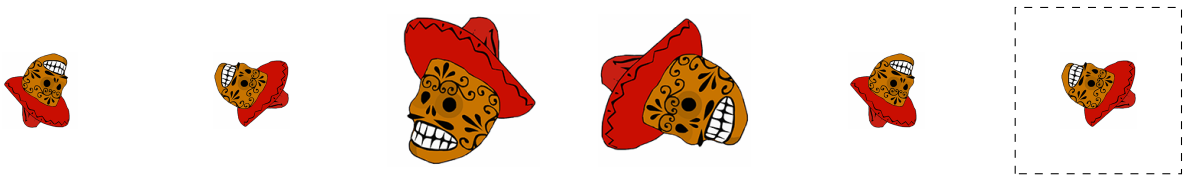

Para recortar:

Imágenes tomadas de Openclipart.org, Clker.com

MATESLIBRES.COM LES DESEA UNAS FELICES FIESTAS

SECUENCIAS SOBRE EL DIA DE LOS MUERTOS (J)

Recorte y pegue la figura que continúa cada secuencia.

1.

2.

3.

4.

5.

6.

Para recortar:



Imágenes tomadas de Openclipart.org, Clker.com

MATESLIBRES.COM LES DESEA UNAS FELICES FIESTAS

SECUENCIAS SOBRE EL DIA DE LOS MUERTOS (J) RESPUESTAS

Recorte y pegue la figura que continúa cada secuencia.

1.

2.

3.

4.

5.

6.



Para recortar:



Imágenes tomadas de Openclipart.org, Clker.com

MATESLIBRES.COM LES DESEA UNAS FELICES FIESTAS