

Secuencias sobre México (8)

Recorte y pegue la figura que continúa cada secuencia.

1.



2.



3.



4.




5.



6.



Para recortar:



Imágenes tomadas de Openclipart.org, Clker.com

¡MatesLibres.com les desea unas felices fiestas!

Secuencias sobre México (B) Respuestas

Recorte y pegue la figura que continúa cada secuencia.


1.



2.




3.



4.



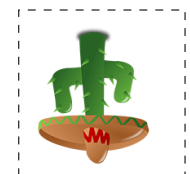

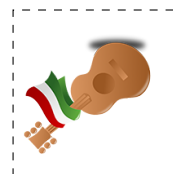

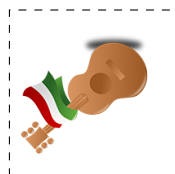
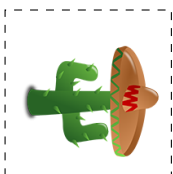
5.



6.



Para recortar:



Imágenes tomadas de Openclipart.org, Clker.com

¡Mateslibres.com les desea unas felices fiestas!