

Secuencias sobre México (C)

Recorte y pegue la figura que continúa cada secuencia.


1.




2.




3.




4.



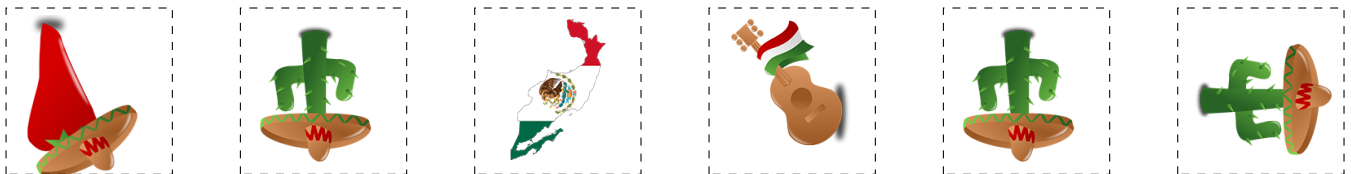
5.



6.



Para recortar:





Imágenes tomadas de Openclipart.org, Clker.com

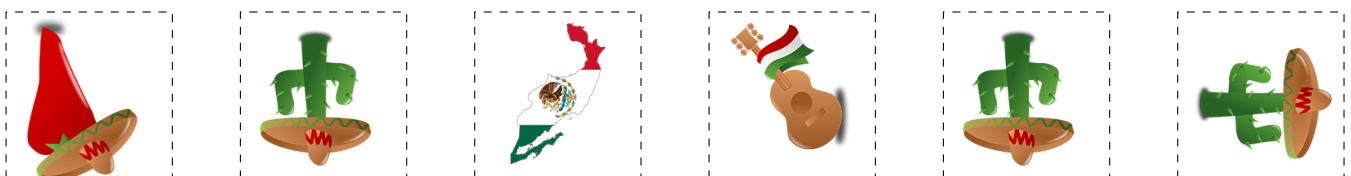
¡Mateslibres.com les desea unas felices fiestas!

Secuencias sobre México (C) Respuestas

Recorte y pegue la figura que continúa cada secuencia.



Para recortar:



Imágenes tomadas de Openclipart.org, Clker.com

¡Mateslibres.com les desea unas felices fiestas!