


# Secuencias sobre México (A)

Recorte y pegue la figura que continúa cada secuencia.


1.




2.



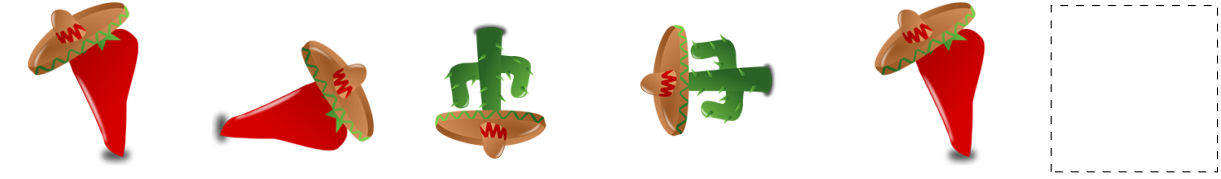
3.




4.



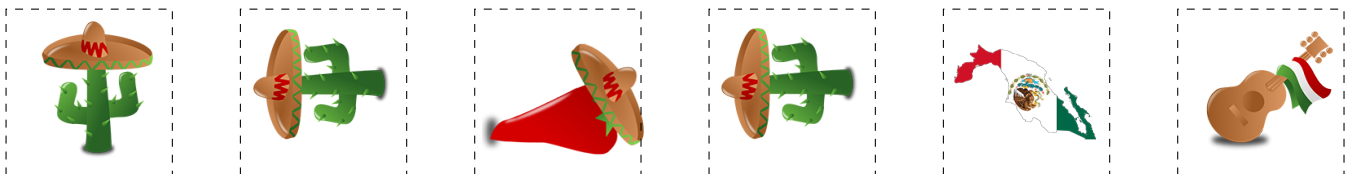
5.



6.



Para recortar:

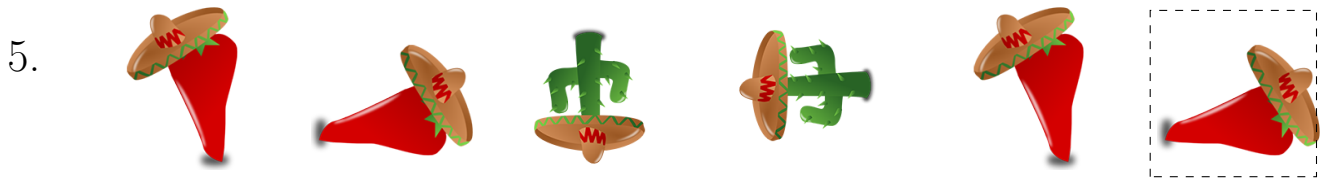





Imágenes tomadas de Openclipart.org, Clker.com

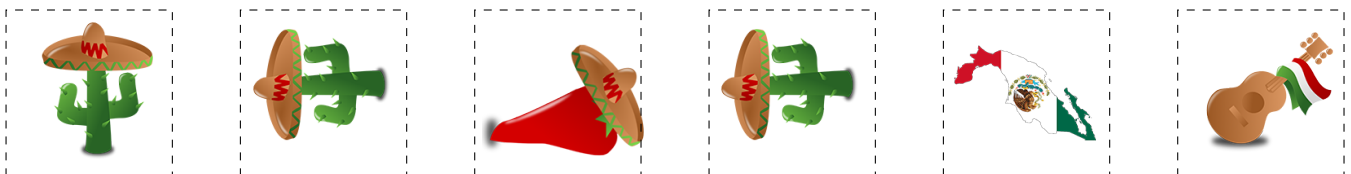
¡MatesLibres.com les desea unas felices fiestas!

# Secuencias sobre México (A) Respuestas

Recorte y pegue la figura que continúa cada secuencia.



Para recortar:



Imágenes tomadas de [Openclipart.org](http://Openclipart.org), [Clker.com](http://Clker.com)

¡MatesLibres.com les desea unas felices fiestas!

# Secuencias sobre México (8)

Recorte y pegue la figura que continúa cada secuencia.

1.



2.



3.



4.




5.



6.



Para recortar:



Imágenes tomadas de Openclipart.org, Clker.com

¡MatesLibres.com les desea unas felices fiestas!

# Secuencias sobre México (B) Respuestas

Recorte y pegue la figura que continúa cada secuencia.


1.



2.




3.




4.





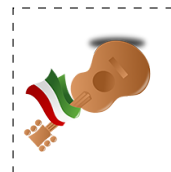

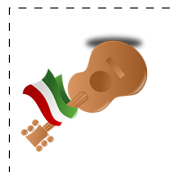
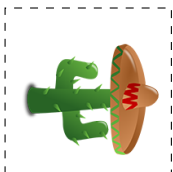
5.



6.



Para recortar:




Imágenes tomadas de Openclipart.org, Clker.com

¡Mateslibres.com les desea unas felices fiestas!


# Secuencias sobre México (C)

Recorte y pegue la figura que continúa cada secuencia.


1.




2.




3.




4.



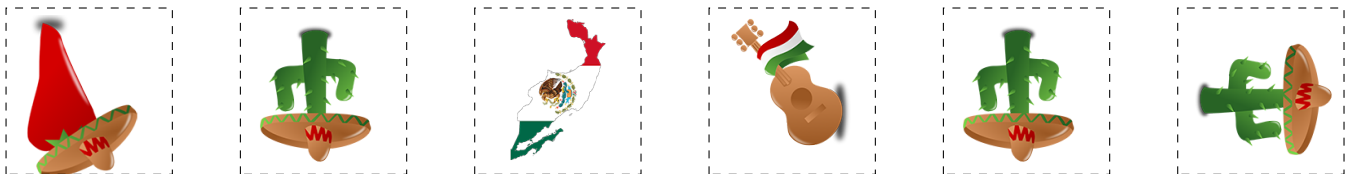
5.



6.



Para recortar:





Imágenes tomadas de [Openclipart.org](http://Openclipart.org), [Clker.com](http://Clker.com)

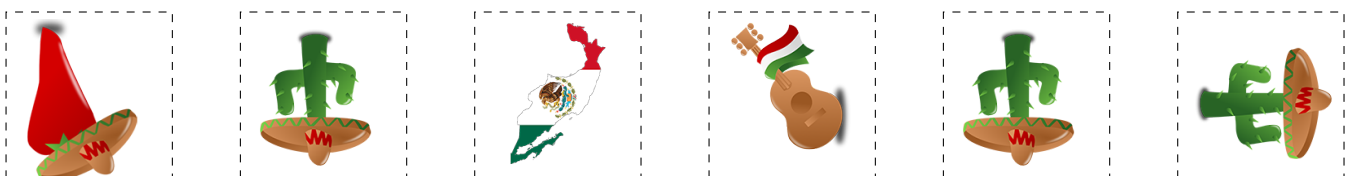
¡Mateslibres.com les desea unas felices fiestas!

# Secuencias sobre México (C) Respuestas

Recorte y pegue la figura que continúa cada secuencia.



Para recortar:




Imágenes tomadas de [Openclipart.org](http://Openclipart.org), [Clker.com](http://Clker.com)

¡Mateslibres.com les desea unas felices fiestas!


# Secuencias sobre México (0)

Recorte y pegue la figura que continúa cada secuencia.


1.




2.




3.




4.





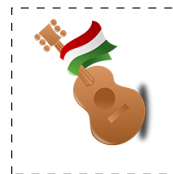
5.



6.



Para recortar:




Imágenes tomadas de [Openclipart.org](http://Openclipart.org), [Clker.com](http://Clker.com)

¡MatesLibres.com les desea unas felices fiestas!

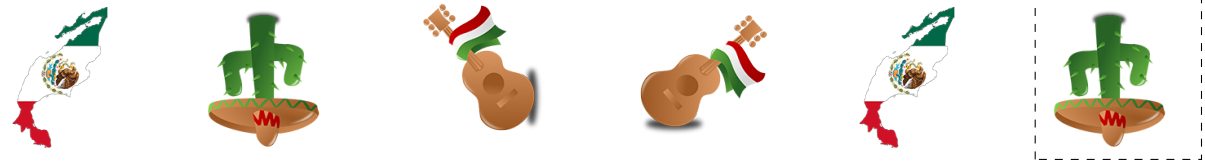
# Secuencias sobre México (0) Respuestas

Recorte y pegue la figura que continúa cada secuencia.


1.




2.




3.



4.



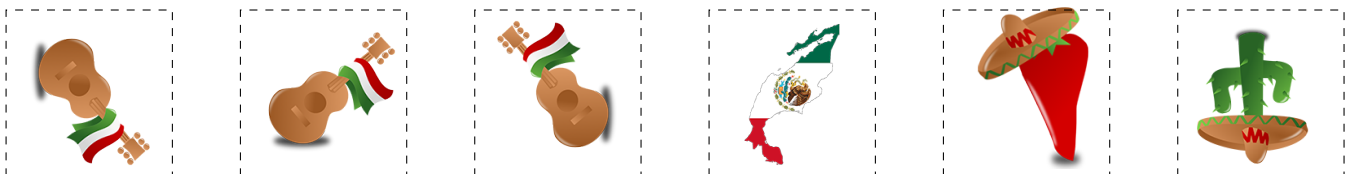
5.



6.



Para recortar:



Imágenes tomadas de [Openclipart.org](http://Openclipart.org), [Clker.com](http://Clker.com)

¡MatesLibres.com les desea unas felices fiestas!




# Secuencias sobre México (E)

Recorte y pegue la figura que continúa cada secuencia.


1.



2.




3.




4.



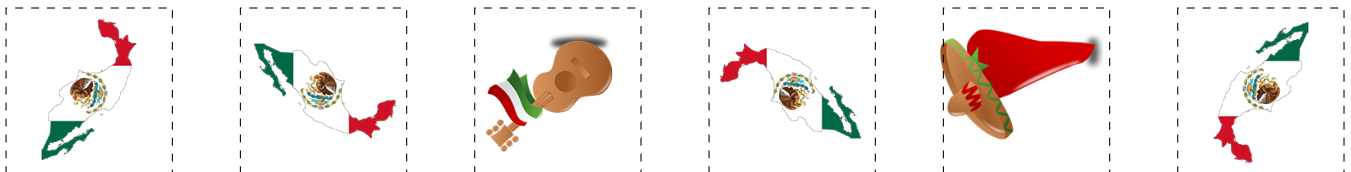
5.



6.



Para recortar:



Imágenes tomadas de [Openclipart.org](http://Openclipart.org), [Clker.com](http://Clker.com)

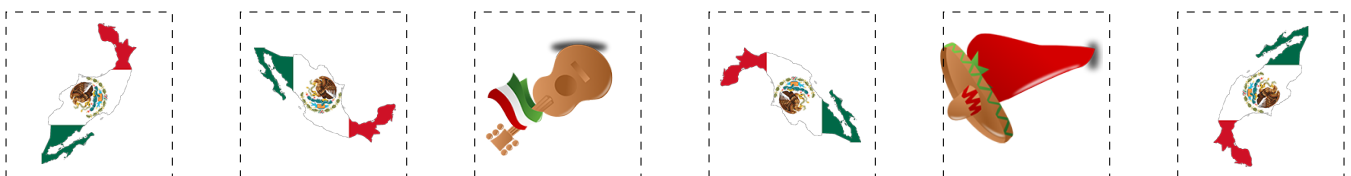
¡MatesLibres.com les desea unas felices fiestas!

# Secuencias sobre México (E) Respuestas

Recorte y pegue la figura que continúa cada secuencia.



Para recortar:



Imágenes tomadas de [Openclipart.org](http://Openclipart.org), [Clker.com](http://Clker.com)

¡MatesLibres.com les desea unas felices fiestas!

# Secuencias sobre México (F)

Recorte y pegue la figura que continúa cada secuencia.


1.



2.



3.



4.




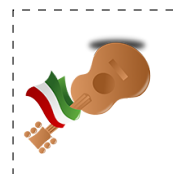
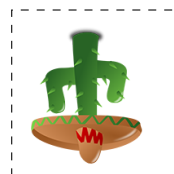
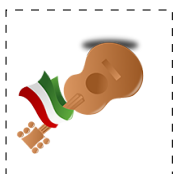
5.



6.



Para recortar:




Imágenes tomadas de [Openclipart.org](http://Openclipart.org), [Clker.com](http://Clker.com)

¡MatesLibres.com les desea unas felices fiestas!


# Secuencias sobre México (F) Respuestas

Recorte y pegue la figura que continúa cada secuencia.


1.



2.



3.



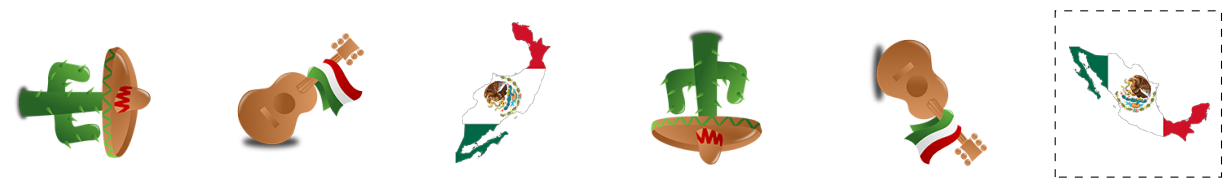
4.




5.



6.



Para recortar:



Imágenes tomadas de [Openclipart.org](http://Openclipart.org), [Clker.com](http://Clker.com)

¡MatesLibres.com les desea unas felices fiestas!


# Secuencias sobre México (6)

Recorte y pegue la figura que continúa cada secuencia.


1.



2.




3.




4.




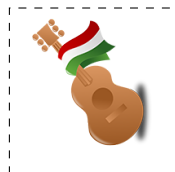
5.



6.



Para recortar:





Imágenes tomadas de [Openclipart.org](http://Openclipart.org), [Clker.com](http://Clker.com)

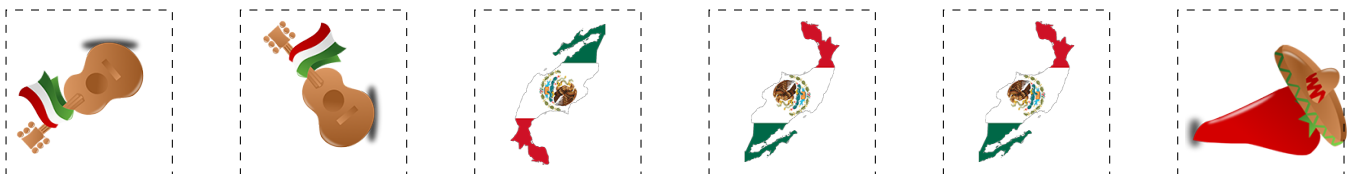
¡MatesLibres.com les desea unas felices fiestas!

# Secuencias sobre México (6) Respuestas

Recorte y pegue la figura que continúa cada secuencia.



Para recortar:




Imágenes tomadas de [Openclipart.org](http://Openclipart.org), [Clker.com](http://Clker.com)

**¡MatesLibres.com les desea unas felices fiestas!**


# Secuencias sobre México (H)

Recorte y pegue la figura que continúa cada secuencia.


1.




2.




3.




4.



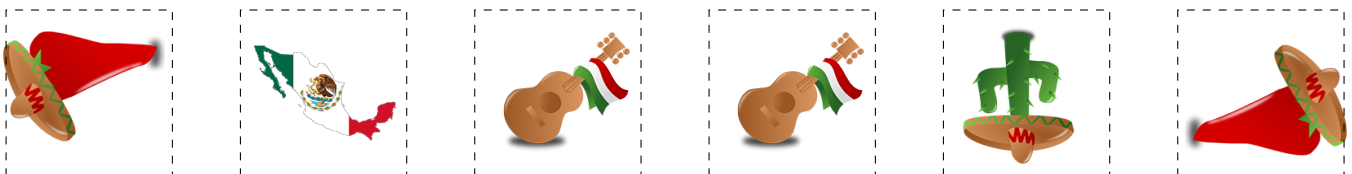
5.



6.



Para recortar:



Imágenes tomadas de [Openclipart.org](http://Openclipart.org), [Clker.com](http://Clker.com)

¡MatesLibres.com les desea unas felices fiestas!


# Secuencias sobre México (H) Respuestas

Recorte y pegue la figura que continúa cada secuencia.


1.



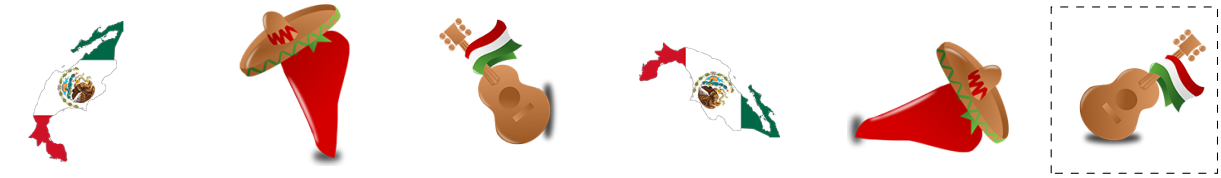
2.




3.



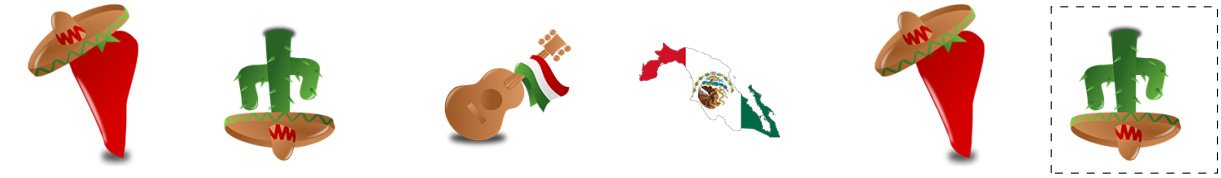
4.



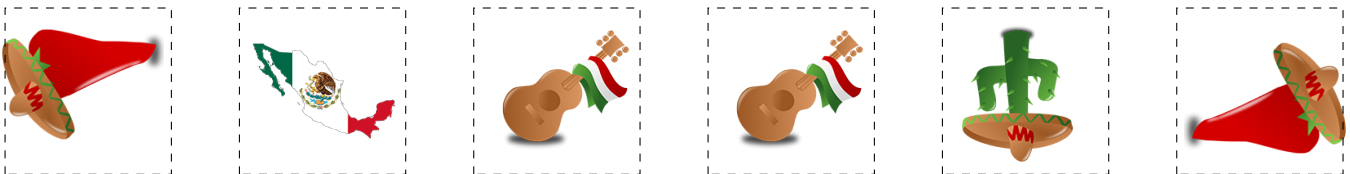
5.



6.



Para recortar:



Imágenes tomadas de [Openclipart.org](http://Openclipart.org), [Clker.com](http://Clker.com)


¡MatesLibres.com les desea unas felices fiestas!




# Secuencias sobre México (I)

Recorte y pegue la figura que continúa cada secuencia.


1.



2.



3.




4.



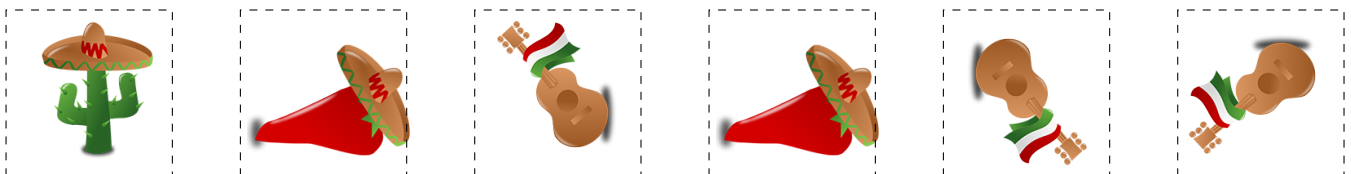
5.



6.



Para recortar:




Imágenes tomadas de [Openclipart.org](http://Openclipart.org), [Clker.com](http://Clker.com)

¡MatesLibres.com les desea unas felices fiestas!

# Secuencias sobre México (I) Respuestas

Recorte y pegue la figura que continúa cada secuencia.

1.



2.



3.




4.



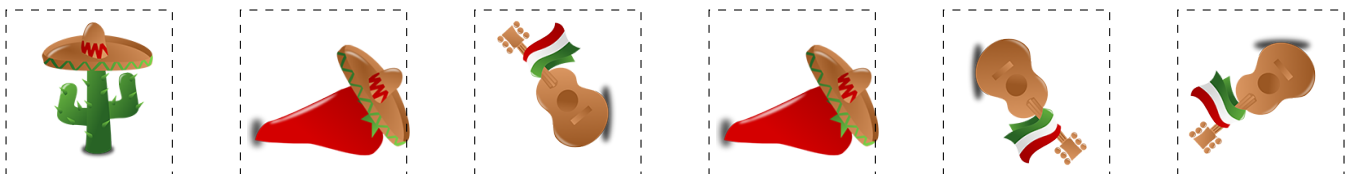
5.



6.



Para recortar:



Imágenes tomadas de [Openclipart.org](http://Openclipart.org), [Clker.com](http://Clker.com)

¡MatesLibres.com les desea unas felices fiestas!

# Secuencias sobre México (J)

Recorte y pegue la figura que continúa cada secuencia.


1.




2.




3.




4.



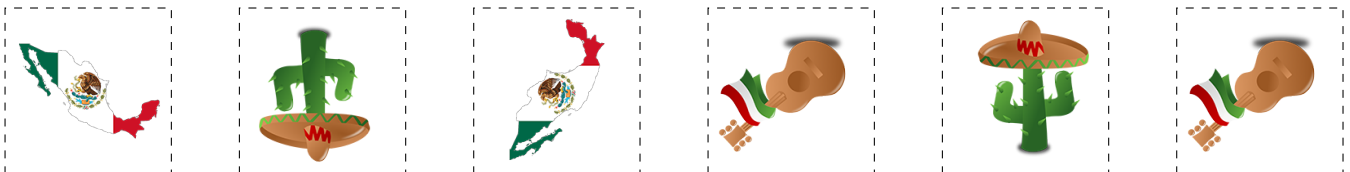
5.



6.



Para recortar:



Imágenes tomadas de Openclipart.org, Clker.com

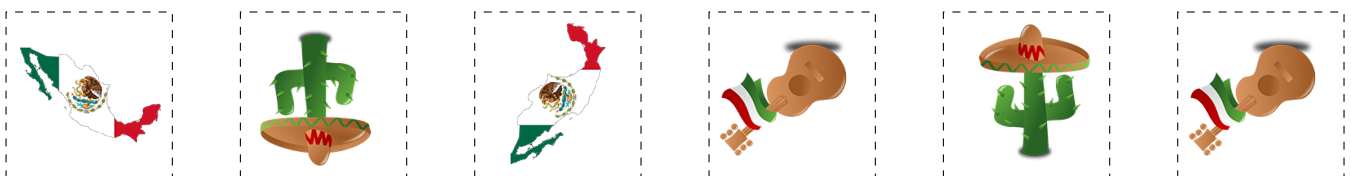
¡MatesLibres.com les desea unas felices fiestas!

# Secuencias sobre México (J) Respuestas

Recorte y pegue la figura que continúa cada secuencia.



Para recortar:



Imágenes tomadas de [Openclipart.org](http://Openclipart.org), [Clker.com](http://Clker.com)

¡Mateslibres.com les desea unas felices fiestas!