


Secuencias sobre México (6)

Recorte y pegue la figura que continúa cada secuencia.


1.




2.




3.




4.



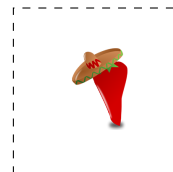
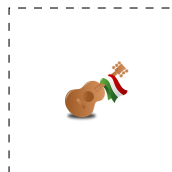
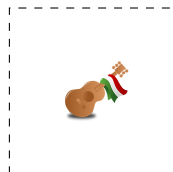
5.



6.



Para recortar:




Imágenes tomadas de Openclipart.org, Clker.com

¡MatesLibres.com les desea unas felices fiestas!

Secuencias sobre México (6) Respuestas

Recorte y pegue la figura que continúa cada secuencia.

1.




2.



3.



4.



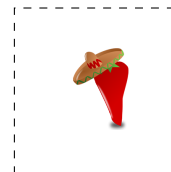
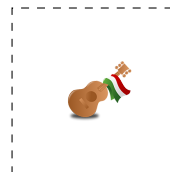
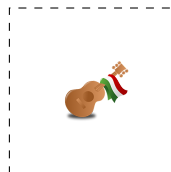
5.



6.



Para recortar:



Imágenes tomadas de Openclipart.org, Clker.com

¡MatesLibres.com les desea unas felices fiestas!