


# Secuencias sobre México (I)

Recorte y pegue la figura que continúa cada secuencia.


1.




2.




3.




4.



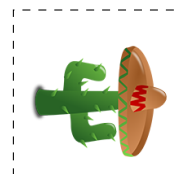
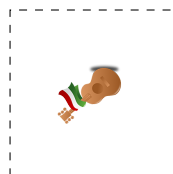

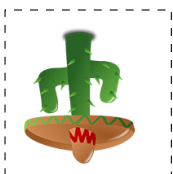
5.



6.



Para recortar:




Imágenes tomadas de [Openclipart.org](http://Openclipart.org), [Clker.com](http://Clker.com)

¡MatesLibres.com les desea unas felices fiestas!

# Secuencias sobre México (I) Respuestas

Recorte y pegue la figura que continúa cada secuencia.

1.




2.




3.



4.



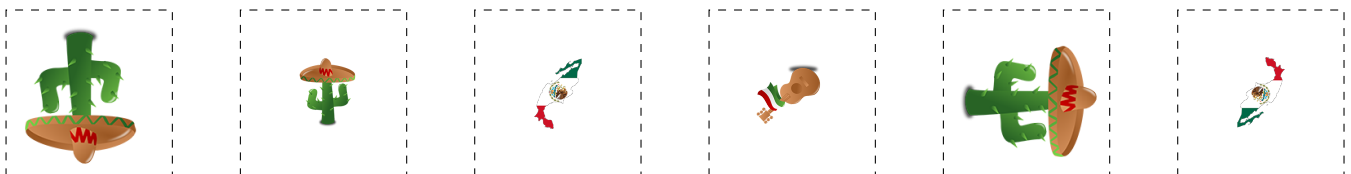
5.



6.



Para recortar:



Imágenes tomadas de [Openclipart.org](http://Openclipart.org), [Clker.com](http://Clker.com)

¡MatesLibres.com les desea unas felices fiestas!