

# Secuencias sobre México (C)

Recorte y pegue la figura que continúa cada secuencia.



1.



2.




3.




4.



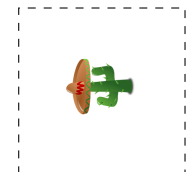

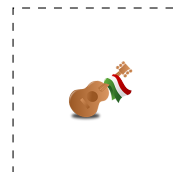
5.



6.



Para recortar:




Imágenes tomadas de [Openclipart.org](http://Openclipart.org), [Clker.com](http://Clker.com)

¡MatesLibres.com les desea unas felices fiestas!

# Secuencias sobre México (C) Respuestas

Recorte y pegue la figura que continúa cada secuencia.


1.



2.



3.



4.



5.



6.



Para recortar:



Imágenes tomadas de [Openclipart.org](http://Openclipart.org), [Clker.com](http://Clker.com)

¡MatesLibres.com les desea unas felices fiestas!