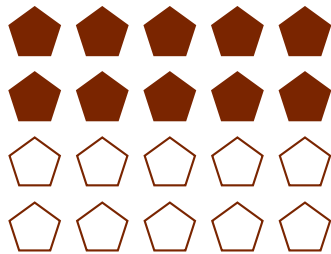



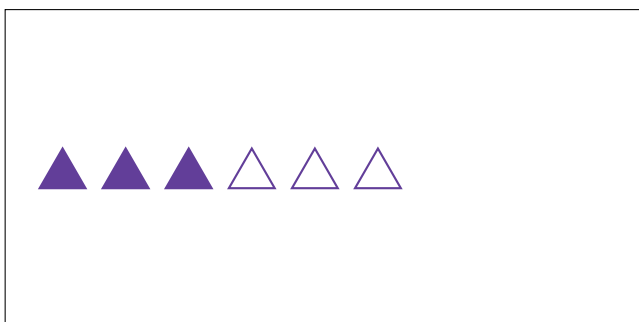

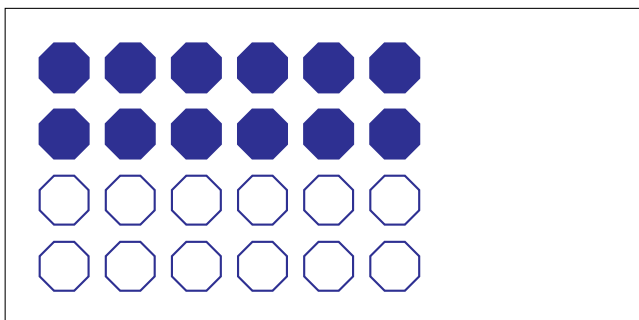
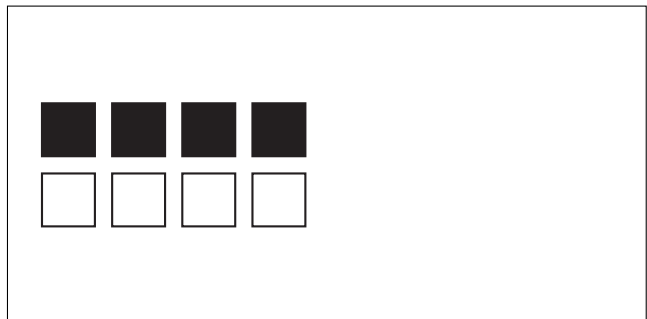


Partes de Un Grupo (G)




En este grupo
hay 20 formas y
10 están rellenas.

$$\frac{10 \text{ formas rellenas}}{20 \text{ formas en el grupo}} = \frac{10}{20} = \frac{1}{2}$$

Escriba una fracción para cada uno de los modelos siguientes.




Partes de Un Grupo (G) Respuestas



En este grupo
hay 20 formas y
10 están rellenas.

$$\frac{10 \text{ formas rellenas}}{20 \text{ formas en el grupo}} = \frac{10}{20} = \frac{1}{2}$$

Escriba una fracción para cada uno de los modelos siguientes.



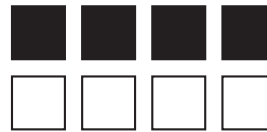
$$\frac{5}{10} = \frac{1}{2}$$




$$\frac{6}{12} = \frac{1}{2}$$




$$\frac{2}{4} = \frac{1}{2}$$



$$\frac{4}{8} = \frac{1}{2}$$



$$\frac{12}{24} = \frac{1}{2}$$



$$\frac{9}{18} = \frac{1}{2}$$



$$\frac{3}{6} = \frac{1}{2}$$



$$\frac{1}{2}$$