


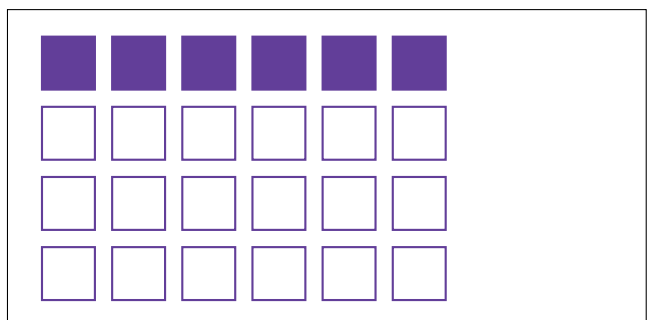


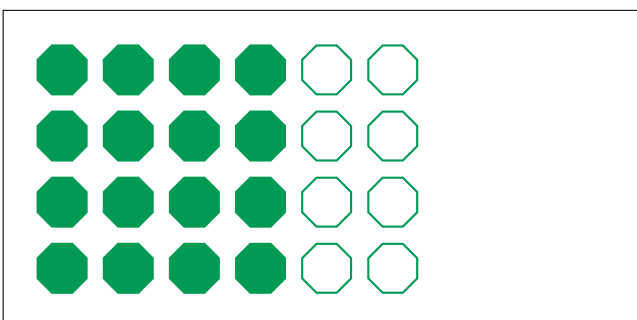

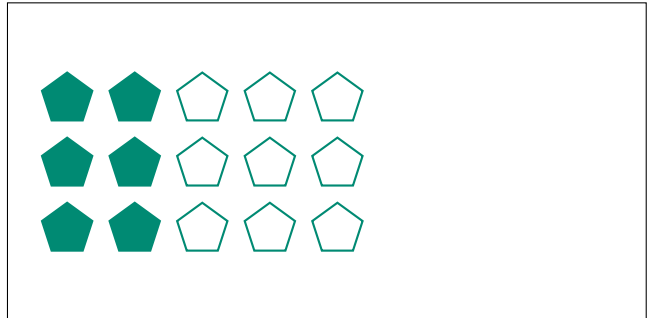
# Partes de Un Grupo (G)




En este grupo  
hay 24 formas y  
12 están rellenas.

$$\frac{12 \text{ formas rellenas}}{24 \text{ formas en el grupo}} = \frac{12}{24} = \frac{1}{2}$$

Escriba una fracción para cada uno de los modelos siguientes.




# Partes de Un Grupo (G) Respuestas




En este grupo hay 24 formas y 12 están rellenas.

$$\frac{12 \text{ formas rellenas}}{24 \text{ formas en el grupo}} = \frac{12}{24} = \frac{1}{2}$$

Escriba una fracción para cada uno de los modelos siguientes.




$$\frac{3}{9} = \frac{1}{3}$$




$$\frac{6}{15} = \frac{2}{5}$$



$$\frac{2}{10} = \frac{1}{5}$$




$$\frac{12}{20} = \frac{3}{5}$$




$$\frac{16}{24} = \frac{2}{3}$$



$$\frac{4}{5}$$



$$\frac{10}{20} = \frac{1}{2}$$



$$\frac{6}{24} = \frac{1}{4}$$