


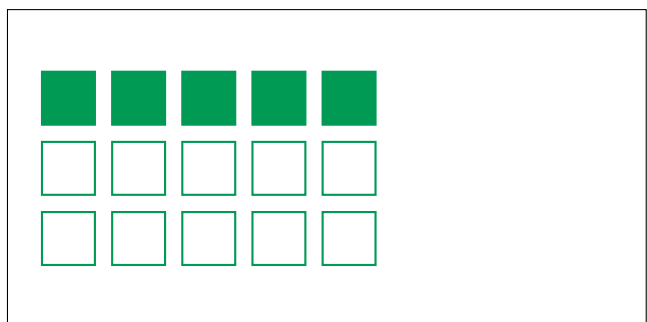
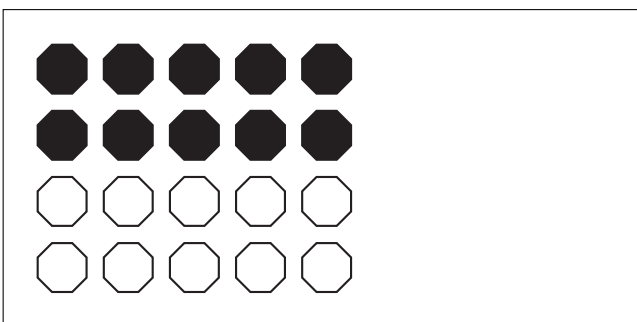



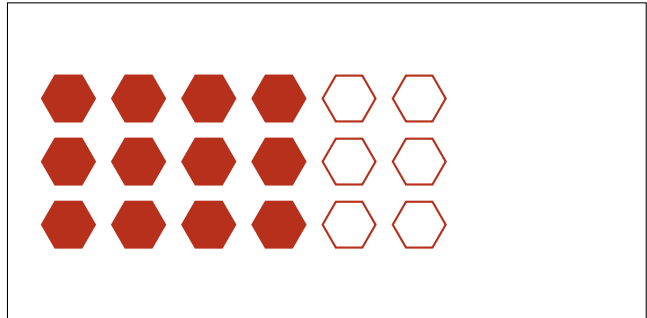
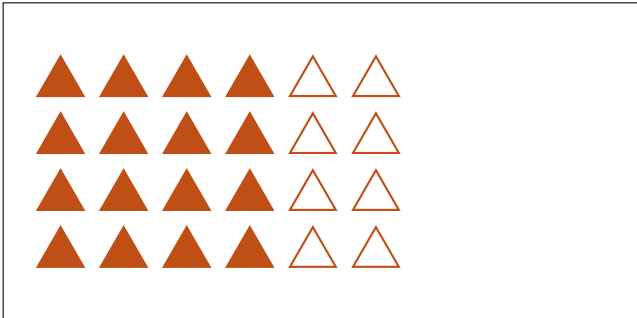
Partes de Un Grupo (A)




En este grupo
hay 6 formas y
2 están rellenas.

$$\frac{2 \text{ formas rellenas}}{6 \text{ formas en el grupo}} = \frac{2}{6} = \frac{1}{3}$$

Escriba una fracción para cada uno de los modelos siguientes.




Partes de Un Grupo (A) Respuestas




En este grupo
hay 6 formas y
2 están rellenas.

$$\frac{2 \text{ formas rellenas}}{6 \text{ formas en el grupo}} = \frac{2}{6} = \frac{1}{3}$$

Escriba una fracción para cada uno de los modelos siguientes.




$$\frac{16}{24} = \frac{2}{3}$$



$$\frac{12}{18} = \frac{2}{3}$$



$$\frac{1}{3}$$




$$\frac{10}{15} = \frac{2}{3}$$



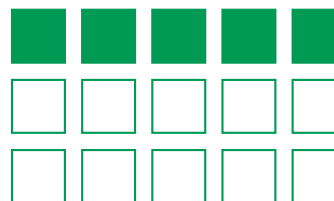
$$\frac{6}{12} = \frac{1}{2}$$



$$\frac{2}{3}$$



$$\frac{10}{20} = \frac{1}{2}$$



$$\frac{5}{15} = \frac{1}{3}$$