

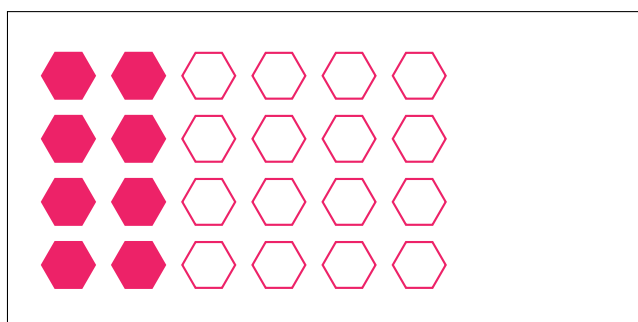
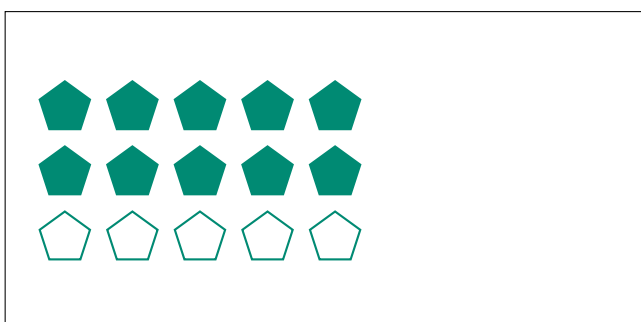
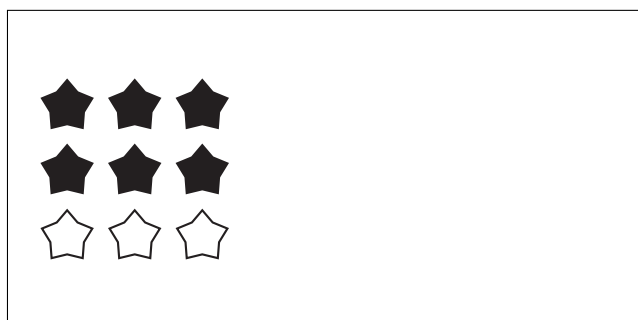
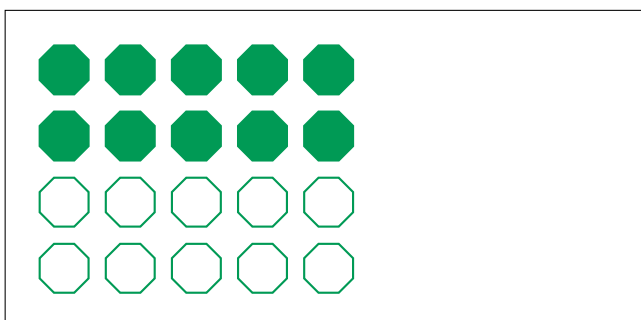
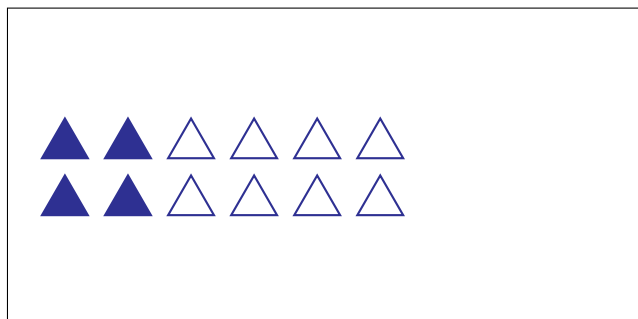


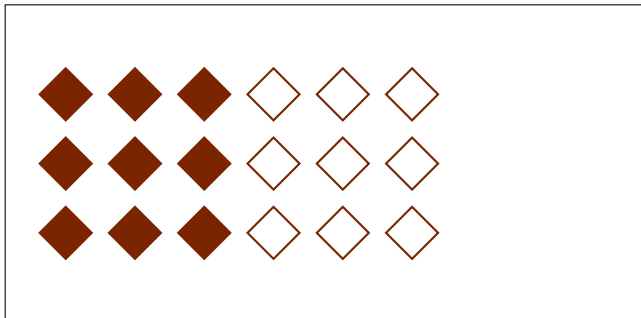
Partes de Un Grupo (I)



En este grupo
hay 12 formas y
6 están rellenas.

$$\frac{6 \text{ formas rellenas}}{12 \text{ formas en el grupo}} = \frac{6}{12} = \frac{1}{2}$$

Escriba una fracción para cada uno de los modelos siguientes.




Partes de Un Grupo (I) Respuestas




En este grupo
hay 12 formas y
6 están rellenas.

$$\frac{6 \text{ formas rellenas}}{12 \text{ formas en el grupo}} = \frac{6}{12} = \frac{1}{2}$$


Escriba una fracción para cada uno de los modelos siguientes.




$$\frac{9}{18} = \frac{1}{2}$$




$$\frac{3}{9} = \frac{1}{3}$$




$$\frac{5}{10} = \frac{1}{2}$$




$$\frac{4}{12} = \frac{1}{3}$$



$$\frac{10}{20} = \frac{1}{2}$$



$$\frac{6}{9} = \frac{2}{3}$$



$$\frac{10}{15} = \frac{2}{3}$$



$$\frac{8}{24} = \frac{1}{3}$$