






# SECUENCIAS SOBRE HALLOWEEN (A)

Recorte y pegue la figura que continúa cada secuencia.



Para recortar:








Imágenes tomadas de Openclipart.org, Clker.com


...MATES LIBRES.COM LES DESEA UNAS ATERRADORAS FIESTAS...

# SECUENCIAS SOBRE HALLOWEEN (A) RESPUESTAS

Recorte y pegue la figura que continúa cada secuencia.



Para recortar:



Imágenes tomadas de [Openclipart.org](http://Openclipart.org), [Clker.com](http://Clker.com)

...MATES LIBRES.COM LES DESEA UNAS ATERRADORAS FIESTAS...