

# SECUENCIAS SOBRE HALLOWEEN (H)

Recorte y pegue la figura que continúa cada secuencia.

1. Sequence 1: Root, Root, Bat, Bat, Root, [ ]

2. Sequence 2: Pumpkin, Pumpkin, Root, Bat, Pumpkin, [ ]

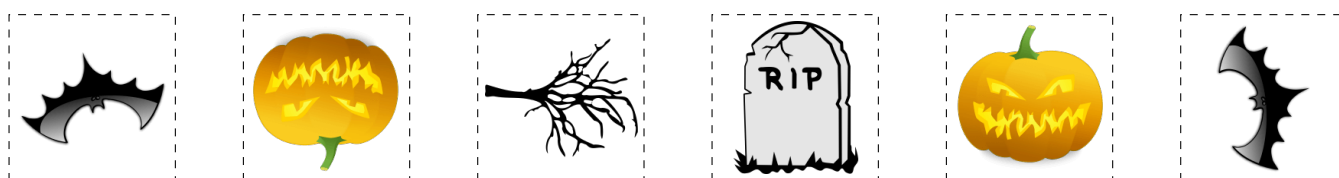
3. Sequence 3: Root, Bat, Pumpkin, Root, Bat, [ ]

4. Sequence 4: Grave, Bat, Bat, Bat, Grave, [ ]

5. Sequence 5: Root, Bat, Bat, Grave, Root, [ ]

6. Sequence 6: Pumpkin, Grave, Grave, Pumpkin, Grave, [ ]

Para recortar:




Imágenes tomadas de [Openclipart.org](http://Openclipart.org), [Clker.com](http://Clker.com)

...MATESLIBRES.COM LES DESEA UNAS ATERRADORAS FIESTAS...

# SECUENCIAS SOBRE HALLOWEEN (H) RESPUESTAS

Recorte y pegue la figura que continúa cada secuencia.

1.




2.




3.




4.



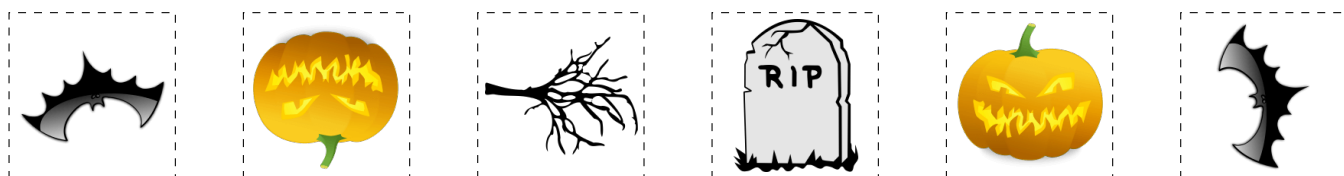
5.



6.



Para recortar:



Imágenes tomadas de Openclipart.org, Clker.com

...MATESLIBRES.COM LES DESEA UNAS ATERRADORAS FIESTAS...