


SECUENCIAS SOBRE HALLOWEEN (D)

Recorte y pegue la figura que continúa cada secuencia.

1.



2.



3.



4.






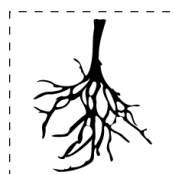
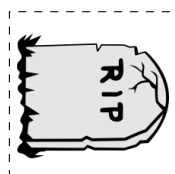
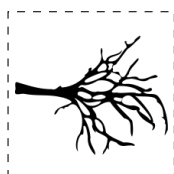
5.



6.



Para recortar:




Imágenes tomadas de Openclipart.org, Clker.com

...MATES LIBRES.COM LES DESEA UNAS ATERRADORAS FIESTAS...

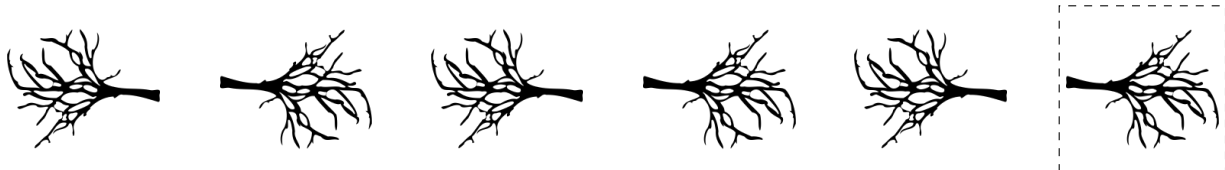
SECUENCIAS SOBRE HALLOWEEN (D) RESPUESTAS

Recorte y pegue la figura que continúa cada secuencia.


1.



2.



3.



4.



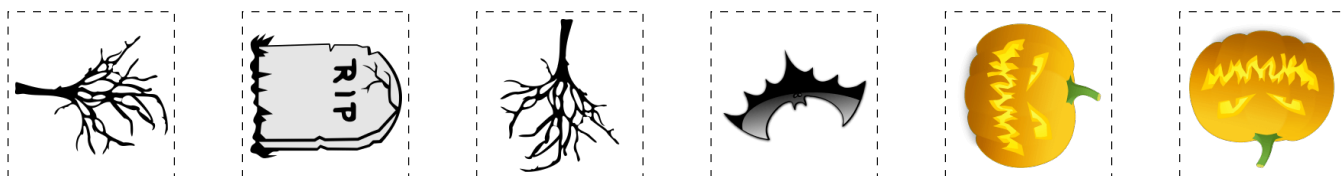
5.



6.



Para recortar:



Imágenes tomadas de Openclipart.org, Clker.com

...MATES LIBRES.COM LES DESEA UNAS ATERRADORAS FIESTAS...