


SECUENCIAS SOBRE HALLOWEEN (C)

Recorte y pegue la figura que continúa cada secuencia.


1.




2.




3.




4.



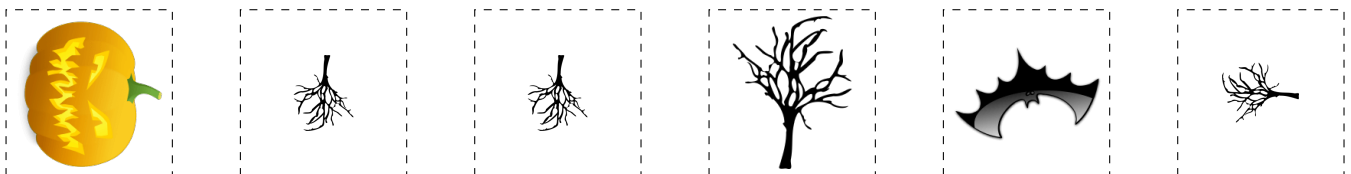
5.



6.



Para recortar:



Imágenes tomadas de Openclipart.org, Clker.com

...MATES LIBRES.COM LES DESEA UNAS ATERRADORAS FIESTAS...

SECUENCIAS SOBRE HALLOWEEN (C) RESPUESTAS

Recorte y pegue la figura que continúa cada secuencia.

1.



2.



3.




4.



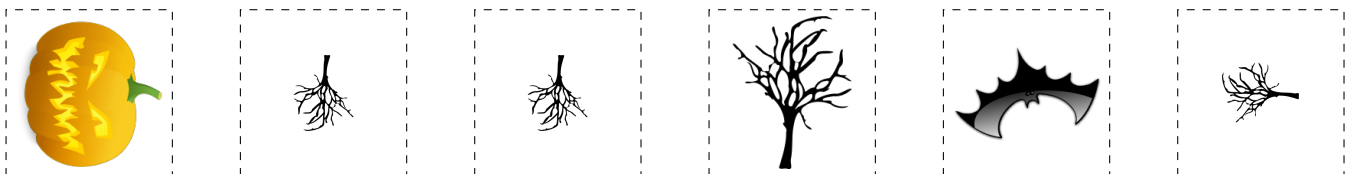
5.



6.



Para recortar:



Imágenes tomadas de Openclipart.org, Clker.com

...MATES LIBRES.COM LES DESEA UNAS ATERRADORAS FIESTAS...