


SECUENCIAS SOBRE HALLOWEEN (F)

Recorte y pegue la figura que continúa cada secuencia.


1.



2.




3.




4.



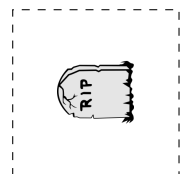

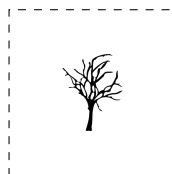
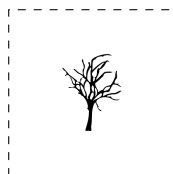


5.



6.



Para recortar:



Imágenes tomadas de Openclipart.org, Clker.com

...MATES LIBRES.COM LES DESEA UNAS ATERRADORAS FIESTAS...

SECUENCIAS SOBRE HALLOWEEN (F) RESPUESTAS

Recorte y pegue la figura que continúa cada secuencia.

1.



2.



3.



4.



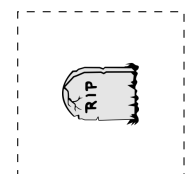

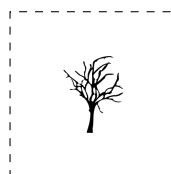
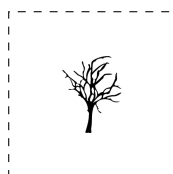


5.



6.



Para recortar:



Imágenes tomadas de Openclipart.org, Clker.com

...MATES LIBRES.COM LES DESEA UNAS ATERRADORAS FIESTAS...