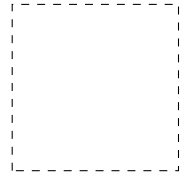





SECUENCIAS SOBRE HALLOWEEN (C)

Recorte y pegue la figura que continúa cada secuencia.

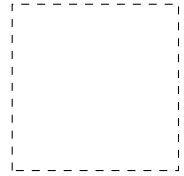

1.



2.




3.




4.



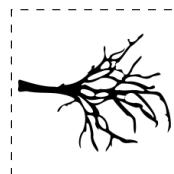
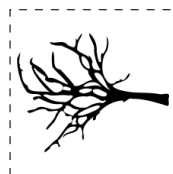


5.



6.



Para recortar:




Imágenes tomadas de Openclipart.org, Clker.com

...MATES LIBRES.COM LES DESEA UNAS ATERRADORAS FIESTAS...

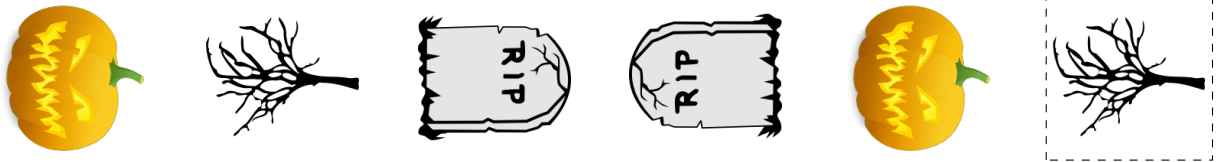
SECUENCIAS SOBRE HALLOWEEN (C) RESPUESTAS

Recorte y pegue la figura que continúa cada secuencia.

1.




2.



3.




4.



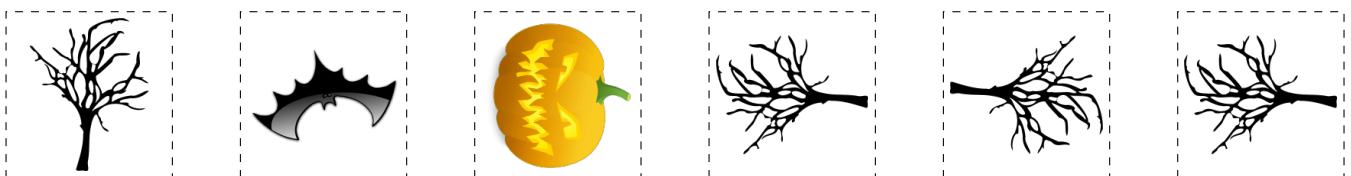
5.



6.



Para recortar:



Imágenes tomadas de Openclipart.org, Clker.com

...MATES LIBRES.COM LES DESEA UNAS ATERRADORAS FIESTAS...