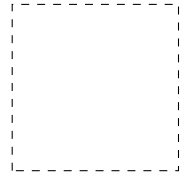



SECUENCIAS SOBRE HALLOWEEN (Q)

Recorte y pegue la figura que continúa cada secuencia.


1.





2.




3.




4.



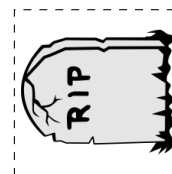
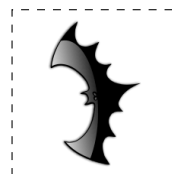
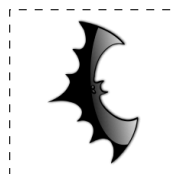
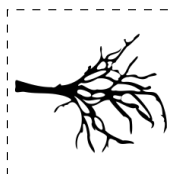
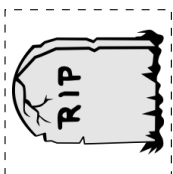
5.



6.



Para recortar:



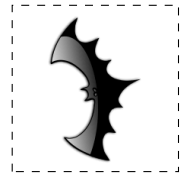
Imágenes tomadas de Openclipart.org, Clker.com

...MATES LIBRES.COM LES DESEA UNAS ATERRADORAS FIESTAS...

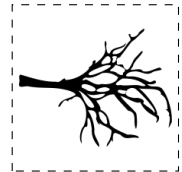

SECUENCIAS SOBRE HALLOWEEN (Q) RESPUESTAS

Recorte y pegue la figura que continúa cada secuencia.

1.





2.




3.



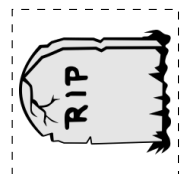
4.



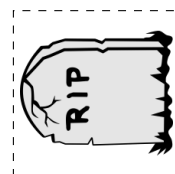
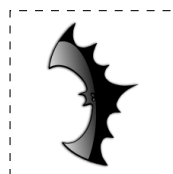
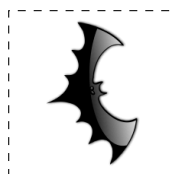
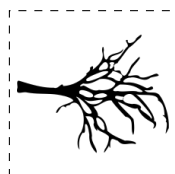
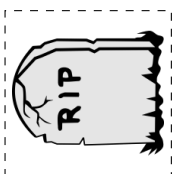
5.



6.



Para recortar:



Imágenes tomadas de Openclipart.org, Clker.com

...MATES LIBRES.COM LES DESEA UNAS ATERRADORAS FIESTAS...