SECUENCIAS SOBRE HALLOWEEN (I)

Recorte y pegue la figura que continúa cada secuencia.

1. 

2.

3.

4. 

5. 

6.

Para recortar:



Imágenes tomadas de Openclipart.org, Clker.com

...MATESLIBRES.COM LES DESEA UNAS ATERRADORAS FIESTAS...

SECUENCIAS SOBRE HALLOWEEN (I) RESPUESTAS

Recorte y pegue la figura que continúa cada secuencia.

1.



2.

3.

4.



5.



6.

Para recortar:



Imágenes tomadas de Openclipart.org, Clker.com

...MATESLIBRES.COM LES DESEA UNAS ATERRADORAS FIESTAS...