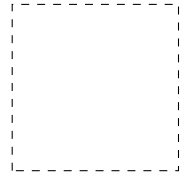


# SECUENCIAS SOBRE HALLOWEEN (F)

Recorte y pegue la figura que continúa cada secuencia.

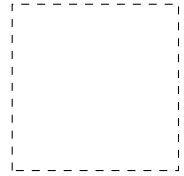
1.



2.




3.




4.





5.



6.



Para recortar:



Imágenes tomadas de [Openclipart.org](http://Openclipart.org), [Clker.com](http://Clker.com)

...MATES LIBRES.COM LES DESEA UNAS ATERRADORAS FIESTAS...


# SECUENCIAS SOBRE HALLOWEEN (F) RESPUESTAS

Recorte y pegue la figura que continúa cada secuencia.


1.




2.



3.



4.





5.



6.



Para recortar:



Imágenes tomadas de [Openclipart.org](http://Openclipart.org), [Clker.com](http://Clker.com)

...MATES LIBRES.COM LES DESEA UNAS ATERRADORAS FIESTAS...