


SECUENCIAS SOBRE HALLOWEEN (1)

Recorte y pegue la figura que continúa cada secuencia.

1.




2.



3.



4.



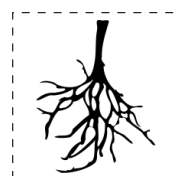
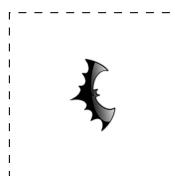
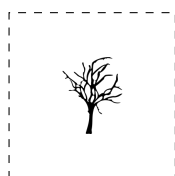
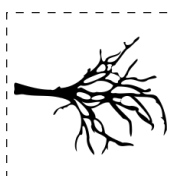

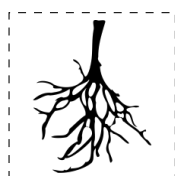
5.



6.



Para recortar:



Imágenes tomadas de Openclipart.org, Clker.com

...MATES LIBRES.COM LES DESEA UNAS ATERRADORAS FIESTAS...


SECUENCIAS SOBRE HALLOWEEN (1) RESPUESTAS

Recorte y pegue la figura que continúa cada secuencia.

1.



2.



3.



4.



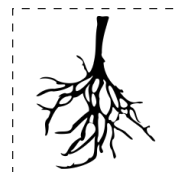
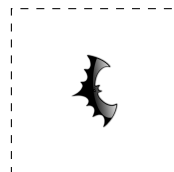
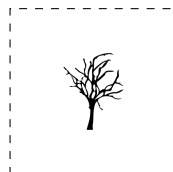
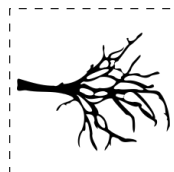
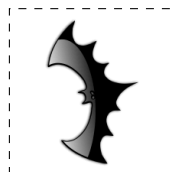
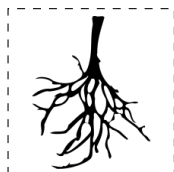
5.



6.



Para recortar:



Imágenes tomadas de Openclipart.org, Clker.com

...MATES LIBRES.COM LES DESEA UNAS ATERRADORAS FIESTAS...