

SECUENCIAS SOBRE HALLOWEEN (A)

Recorte y pegue la figura que continúa cada secuencia.

1.




2.




3.




4.



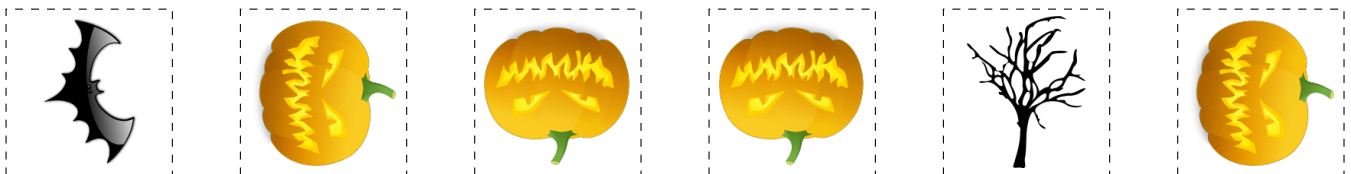
5.



6.



Para recortar:



Imágenes tomadas de Openclipart.org, Clker.com

...MATES LIBRES.COM LES DESEA UNAS ATERRADORAS FIESTAS...

SECUENCIAS SOBRE HALLOWEEN (A) RESPUESTAS

Recorte y pegue la figura que continúa cada secuencia.

1.



2.



3.




4.



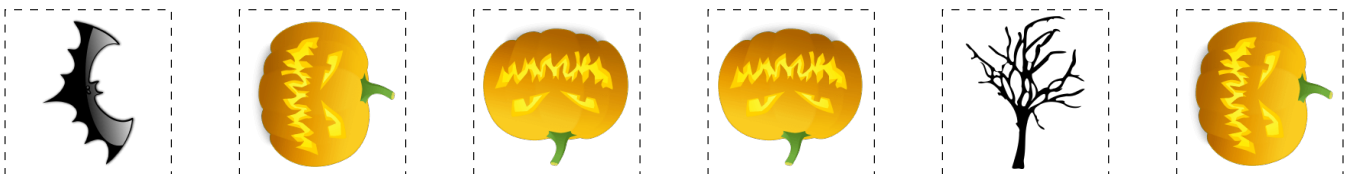
5.



6.



Para recortar:



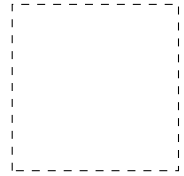
Imágenes tomadas de Openclipart.org, Clker.com

...MATES LIBRES.COM LES DESEA UNAS ATERRADORAS FIESTAS...

SECUENCIAS SOBRE HALLOWEEN (B)

Recorte y pegue la figura que continúa cada secuencia.

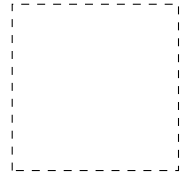
1.



2.




3.




4.




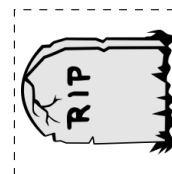

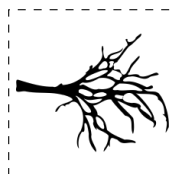
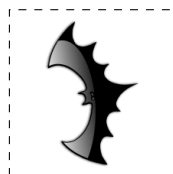
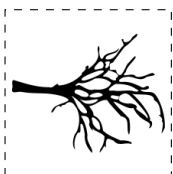
5.



6.



Para recortar:




Imágenes tomadas de Openclipart.org, Clker.com

...MATES LIBRES.COM LES DESEA UNAS ATERRADORAS FIESTAS...

SECUENCIAS SOBRE HALLOWEEN (B) RESPUESTAS

Recorte y pegue la figura que continúa cada secuencia.

1.



2.




3.



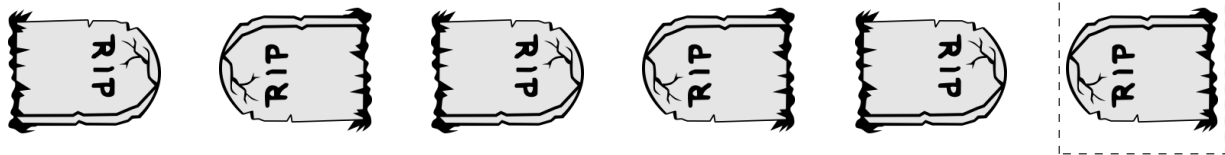
4.



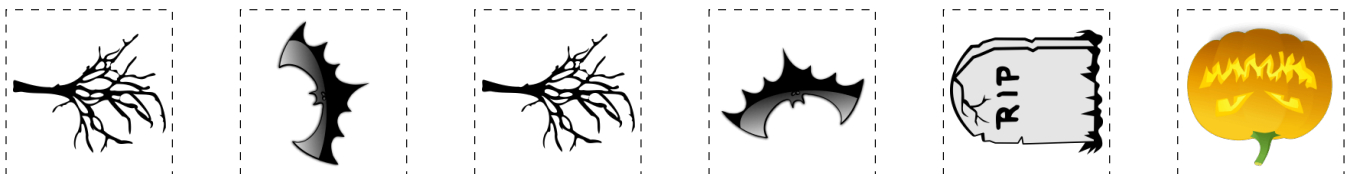
5.



6.



Para recortar:



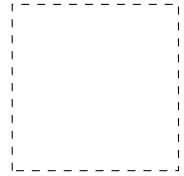
Imágenes tomadas de Openclipart.org, Clker.com

...MATES LIBRES.COM LES DESEA UNAS ATERRADORAS FIESTAS...

SECUENCIAS SOBRE HALLOWEEN (C)

Recorte y pegue la figura que continúa cada secuencia.

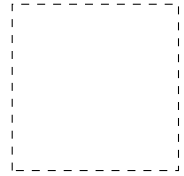
1.



2.




3.




4.



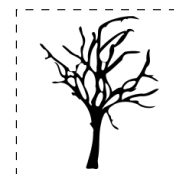

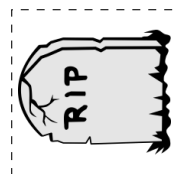
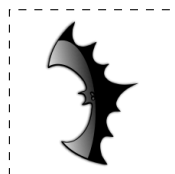
5.



6.



Para recortar:



Imágenes tomadas de Openclipart.org, Clker.com

...MATES LIBRES.COM LES DESEA UNAS ATERRADORAS FIESTAS...


SECUENCIAS SOBRE HALLOWEEN (C) RESPUESTAS

Recorte y pegue la figura que continúa cada secuencia.

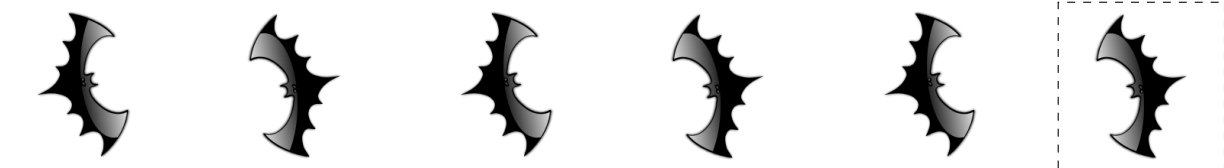
1.




2.




3.



4.



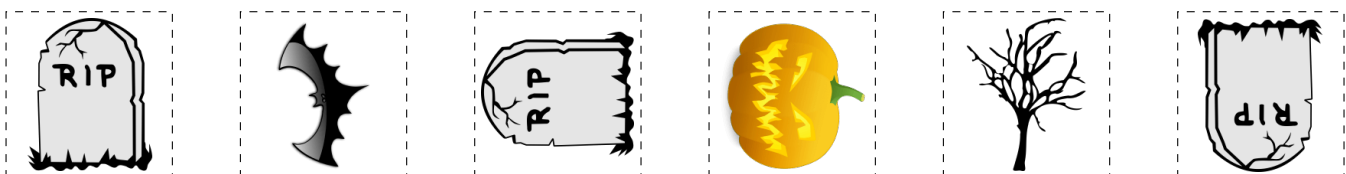
5.



6.



Para recortar:

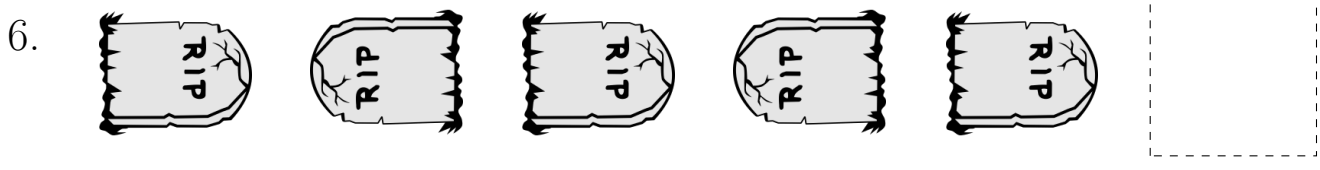





Imágenes tomadas de Openclipart.org, Clker.com

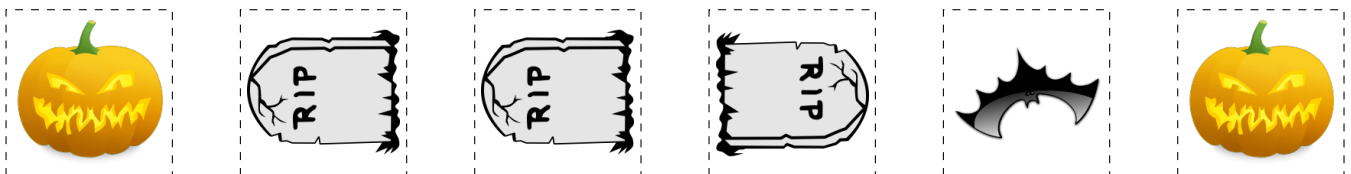
...MATES LIBRES.COM LES DESEA UNAS ATERRADORAS FIESTAS...

SECUENCIAS SOBRE HALLOWEEN (D)

Recorte y pegue la figura que continúa cada secuencia.



Para recortar:

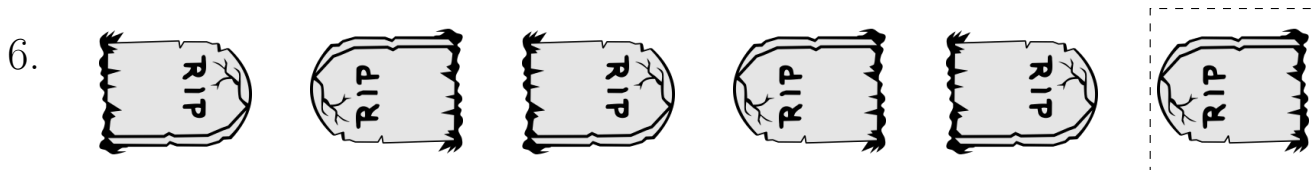


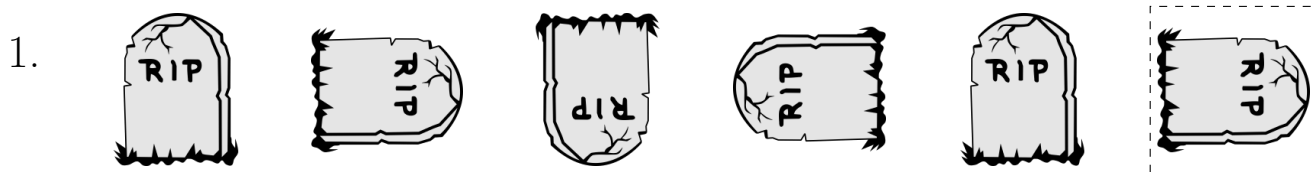


Imágenes tomadas de Openclipart.org, Clker.com

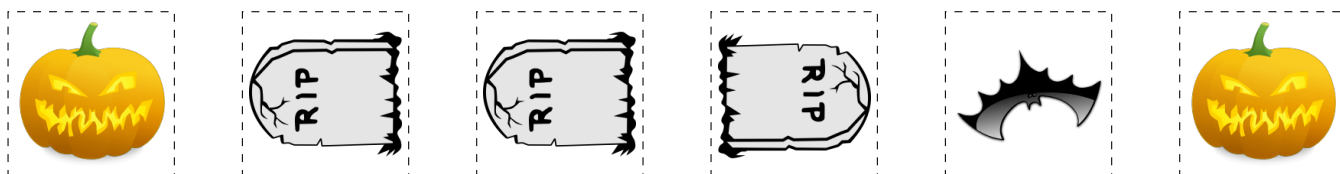
...MATES LIBRES.COM LES DESEA UNAS ATERRADORAS FIESTAS...

SECUENCIAS SOBRE HALLOWEEN (D) RESPUESTAS

Recorte y pegue la figura que continúa cada secuencia.



Para recortar:



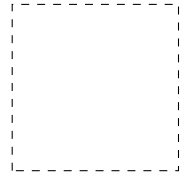

Imágenes tomadas de Openclipart.org, Clker.com

...MATES LIBRES.COM LES DESEA UNAS ATERRADORAS FIESTAS...

SECUENCIAS SOBRE HALLOWEEN (E)

Recorte y pegue la figura que continúa cada secuencia.

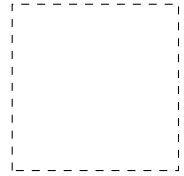
1.



2.






3.




4.




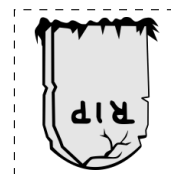
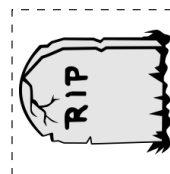

5.



6.



Para recortar:




Imágenes tomadas de Openclipart.org, Clker.com

...MATES LIBRES.COM LES DESEA UNAS ATERRADORAS FIESTAS...

SECUENCIAS SOBRE HALLOWEEN (E) RESPUESTAS

Recorte y pegue la figura que continúa cada secuencia.

1.



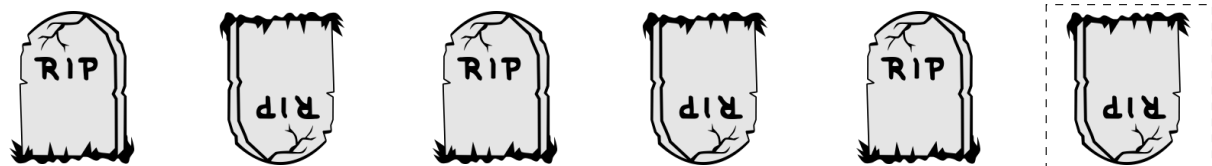
2.




3.



4.




5.



6.



Para recortar:



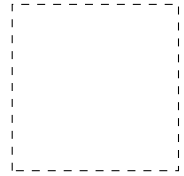

Imágenes tomadas de Openclipart.org, Clker.com

...MATES LIBRES.COM LES DESEA UNAS ATERRADORAS FIESTAS...

SECUENCIAS SOBRE HALLOWEEN (F)

Recorte y pegue la figura que continúa cada secuencia.


1.




2.



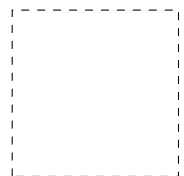
3.




4.



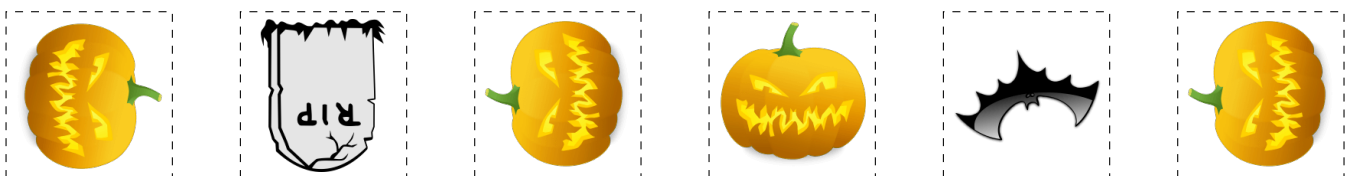
5.



6.



Para recortar:



Imágenes tomadas de Openclipart.org, Clker.com

...MATES LIBRES.COM LES DESEA UNAS ATERRADORAS FIESTAS...

SECUENCIAS SOBRE HALLOWEEN (F) RESPUESTAS

Recorte y pegue la figura que continúa cada secuencia.

1.



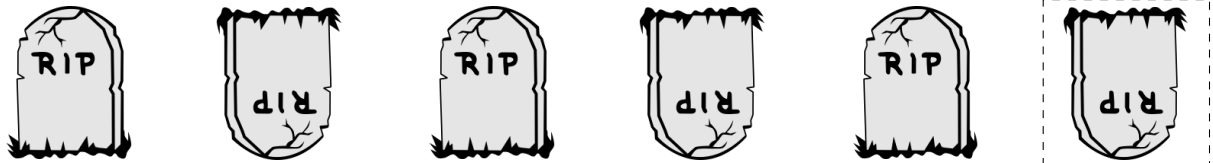
2.



3.




4.



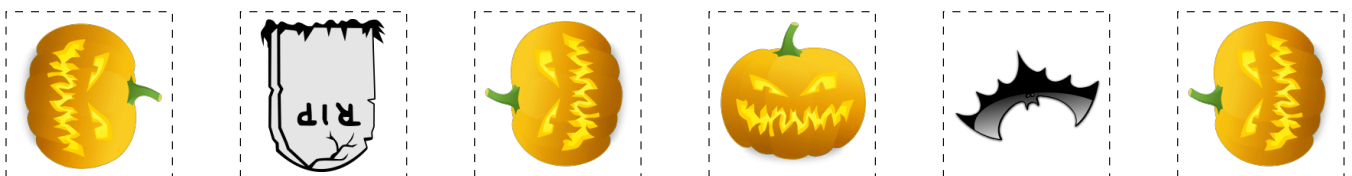
5.



6.



Para recortar:



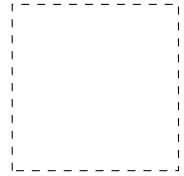
Imágenes tomadas de Openclipart.org, Clker.com

...MATES LIBRES.COM LES DESEA UNAS ATERRADORAS FIESTAS...

SECUENCIAS SOBRE HALLOWEEN (Q)

Recorte y pegue la figura que continúa cada secuencia.

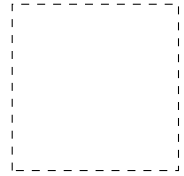
1.



2.




3.




4.




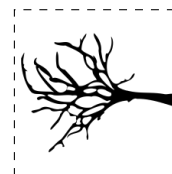
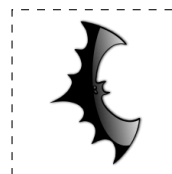

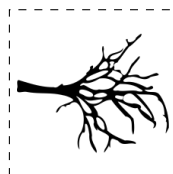
5.



6.



Para recortar:




Imágenes tomadas de Openclipart.org, Clker.com

...MATES LIBRES.COM LES DESEA UNAS ATERRADORAS FIESTAS...

SECUENCIAS SOBRE HALLOWEEN (Q) RESPUESTAS

Recorte y pegue la figura que continúa cada secuencia.


1.



2.



3.



4.



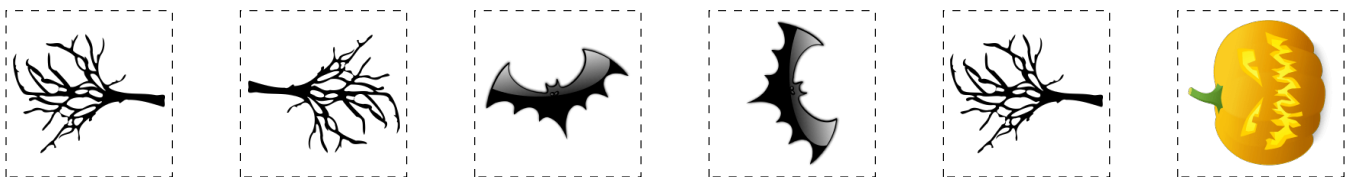
5.



6.



Para recortar:





Imágenes tomadas de Openclipart.org, Clker.com

...MATES LIBRES.COM LES DESEA UNAS ATERRADORAS FIESTAS...


SECUENCIAS SOBRE HALLOWEEN (H)

Recorte y pegue la figura que continúa cada secuencia.



1.



2.




3.




4.



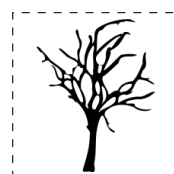

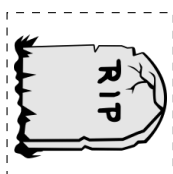
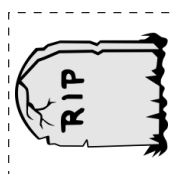
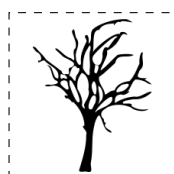
5.



6.



Para recortar:


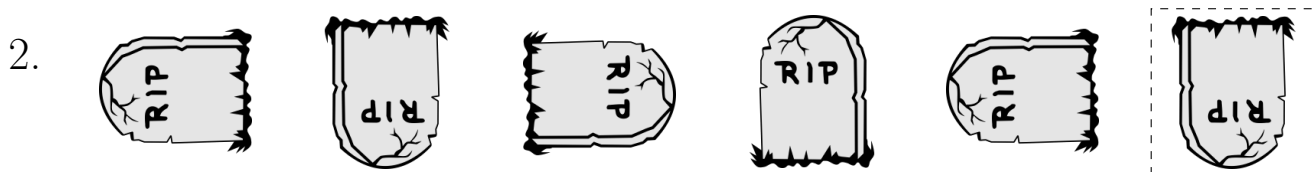


Imágenes tomadas de Openclipart.org, Clker.com

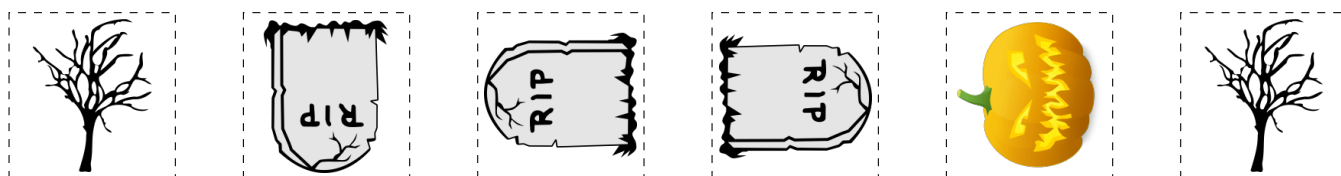
...MATES LIBRES.COM LES DESEA UNAS ATERRADORAS FIESTAS...

SECUENCIAS SOBRE HALLOWEEN (H) RESPUESTAS

Recorte y pegue la figura que continúa cada secuencia.



Para recortar:



Imágenes tomadas de Openclipart.org, Clker.com

...MATES LIBRES.COM LES DESEA UNAS ATERRADORAS FIESTAS...

SECUENCIAS SOBRE HALLOWEEN (1)

Recorte y pegue la figura que continúa cada secuencia.

1.



2.



3.



4.



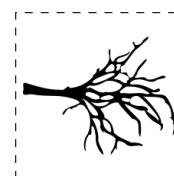
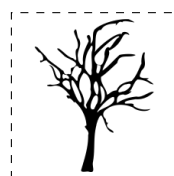
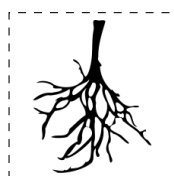
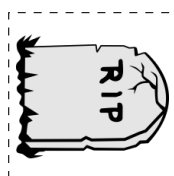


5.



6.



Para recortar:



Imágenes tomadas de Openclipart.org, Clker.com

...MATES LIBRES.COM LES DESEA UNAS ATERRADORAS FIESTAS...

SECUENCIAS SOBRE HALLOWEEN (1) RESPUESTAS

Recorte y pegue la figura que continúa cada secuencia.

1.



2.




3.



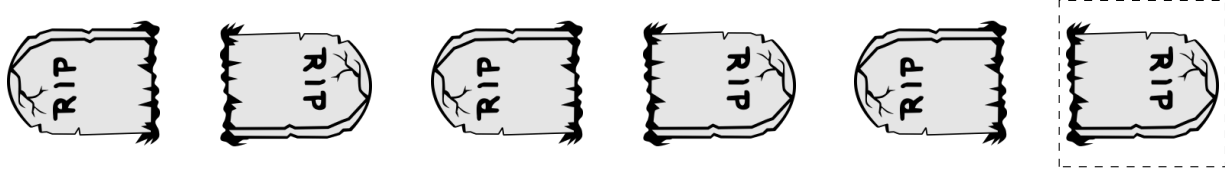
4.



5.



6.



Para recortar:



Imágenes tomadas de Openclipart.org, Clker.com

...MATES LIBRES.COM LES DESEA UNAS ATERRADORAS FIESTAS...

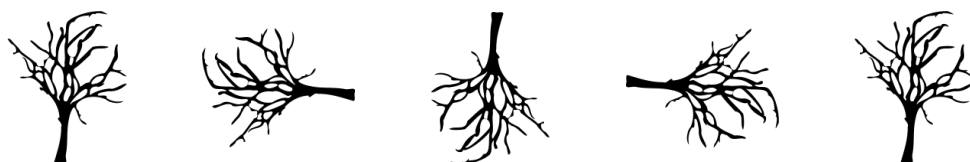
SECUENCIAS SOBRE HALLOWEEN (J)

Recorte y pegue la figura que continúa cada secuencia.

1.



2.



3.



4.




5.



6.



Para recortar:




Imágenes tomadas de Openclipart.org, Clker.com

...MATES LIBRES.COM LES DESEA UNAS ATERRADORAS FIESTAS...

SECUENCIAS SOBRE HALLOWEEN (J) RESPUESTAS

Recorte y pegue la figura que continúa cada secuencia.

1.



2.



3.



4.




5.



6.



Para recortar:



Imágenes tomadas de Openclipart.org, Clker.com

...MATES LIBRES.COM LES DESEA UNAS ATERRADORAS FIESTAS...