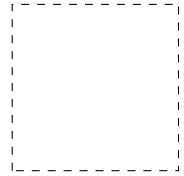


# SECUENCIAS SOBRE HALLOWEEN (B)

Recorte y pegue la figura que continúa cada secuencia.

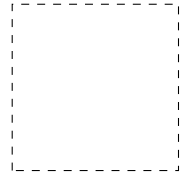
1.



2.




3.




4.




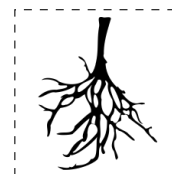
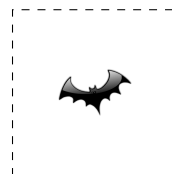
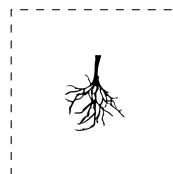


5.



6.



Para recortar:




Imágenes tomadas de [Openclipart.org](http://Openclipart.org), [Clker.com](http://Clker.com)

...MATES LIBRES.COM LES DESEA UNAS ATERRADORAS FIESTAS...

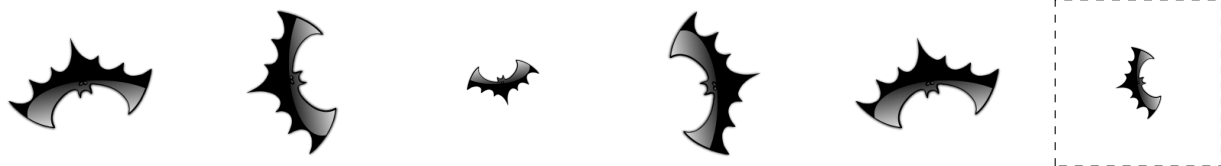
# SECUENCIAS SOBRE HALLOWEEN (B) RESPUESTAS

Recorte y pegue la figura que continúa cada secuencia.

1.



2.




3.



4.



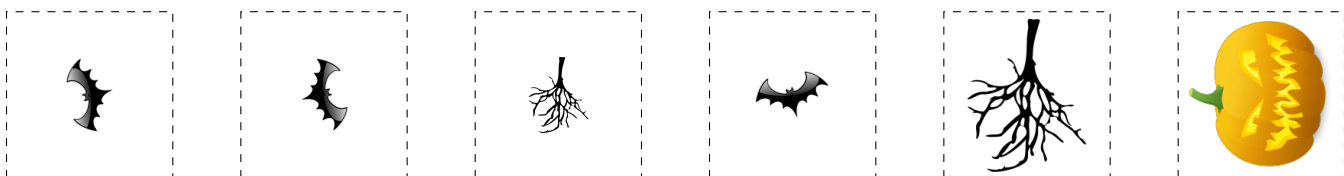
5.



6.



Para recortar:



Imágenes tomadas de [Openclipart.org](http://Openclipart.org), [Clker.com](http://Clker.com)

...MATES LIBRES.COM LES DESEA UNAS ATERRADORAS FIESTAS...