SECUENCIAS SOBRE HALLOWEEN (G)

Recorte y pegue la figura que continúa cada secuencia.

1. 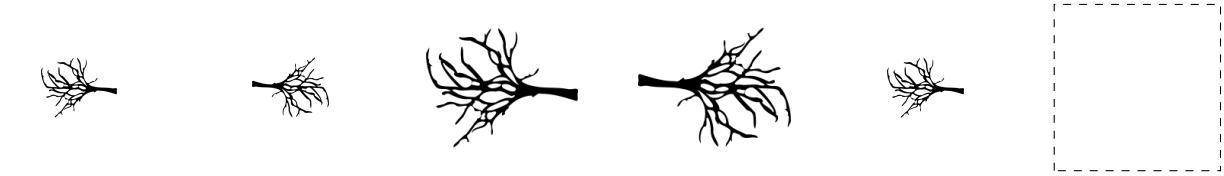

2.

3. 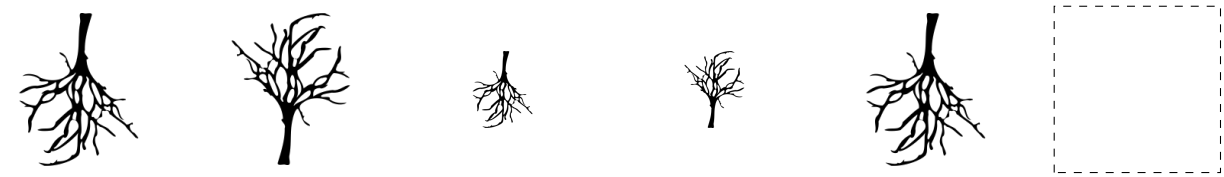

4.

5.

6.

Para recortar:

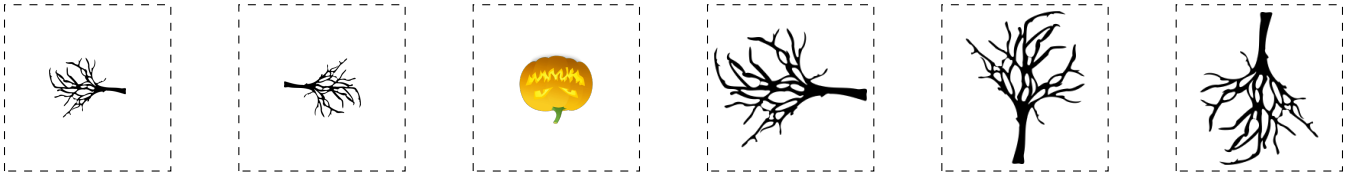

Imágenes tomadas de Openclipart.org, Clker.com

...MATESLIBRES.COM LES DESEA UNAS ATERRADORAS FIESTAS...

SECUENCIAS SOBRE HALLOWEEN (G) RESPUESTAS

Recorte y pegue la figura que continúa cada secuencia.

1.

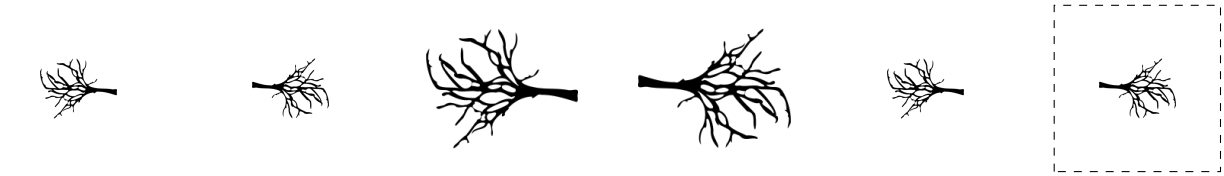

2.

3.

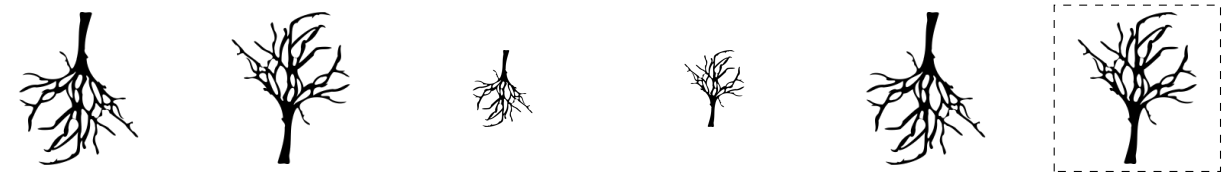

4.

5.

6.

Para recortar:

Imágenes tomadas de Openclipart.org, Clker.com

...MATESLIBRES.COM LES DESEA UNAS ATERRADORAS FIESTAS...