Secuencias de Imágenes de Navidad (A)

Nombre: _____ Fecha: _____

Recorte y pegue en los recuadros las imágenes que completan cada secuencia.

1.

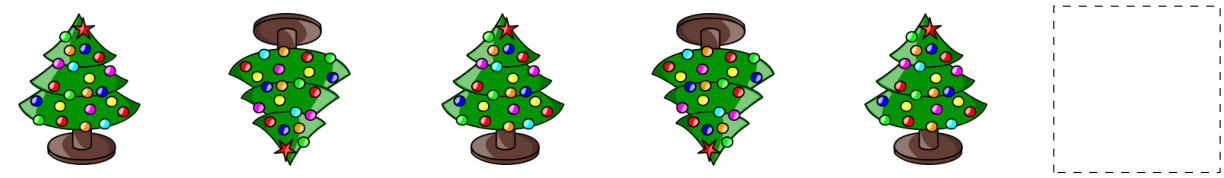

2.

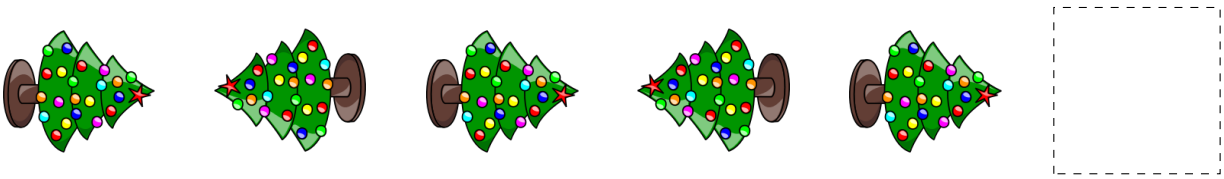

3.

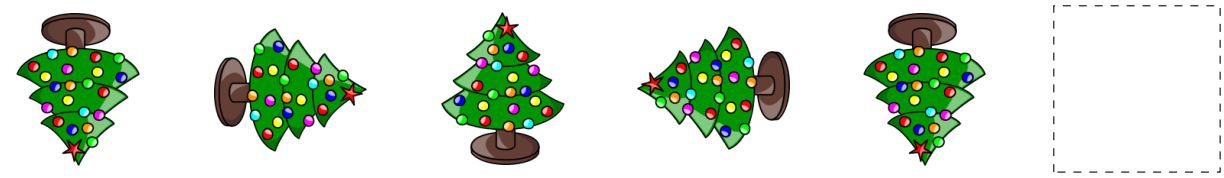

4.

5.

6.

Para Recortar

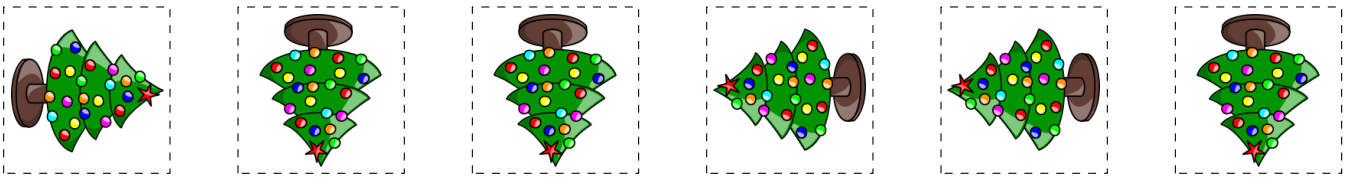

Imágenes tomadas de Openclipart.org

¡MatesLibres.com les desea una Feliz Navidad!

Secuencias de Imágenes de Navidad (A) Respuestas

Nombre: _____ Fecha: _____

Recorte y pegue en los recuadros las imágenes que completan cada secuencia.

1.

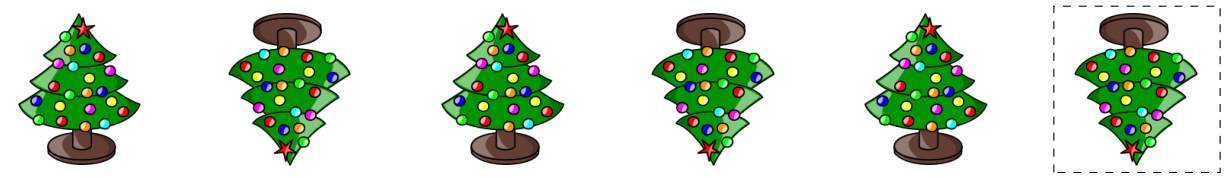

2.

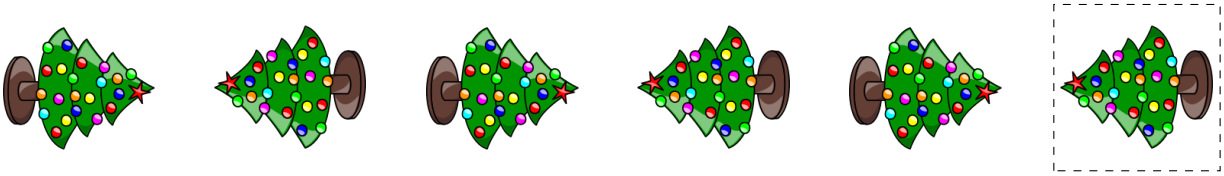

3.

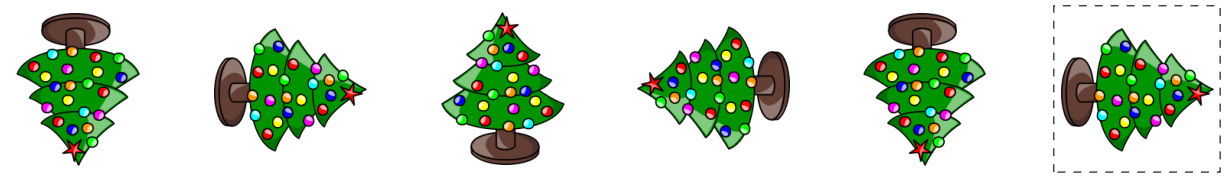

4.

5.

6.

Para Recortar

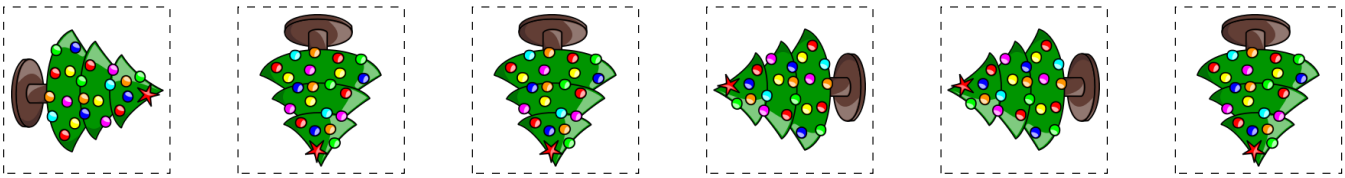

Imágenes tomadas de Openclipart.org

¡MatesLibres.com les desea una Feliz Navidad!

Secuencias de Imágenes de Navidad (B)

Nombre: _____ Fecha: _____

Recorte y pegue en los recuadros las imágenes que completan cada secuencia.

1.



2.



3.

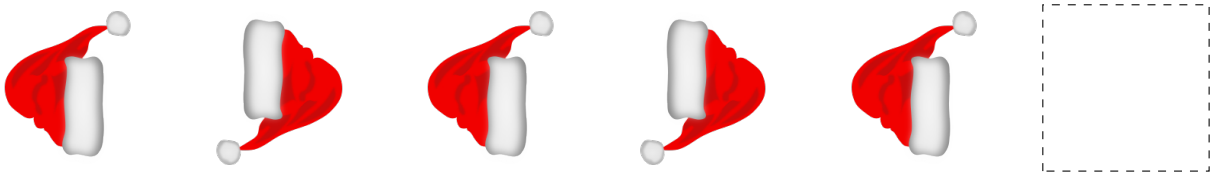

4.

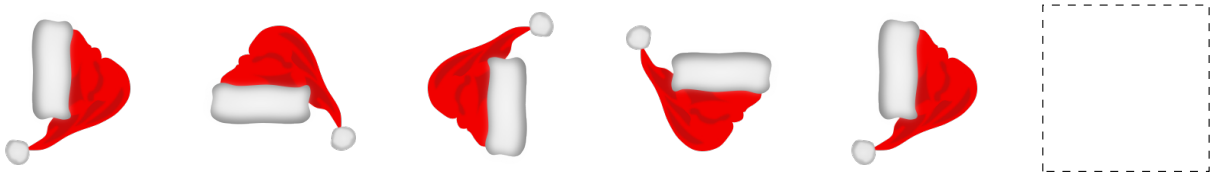

5.



6.



Para Recortar

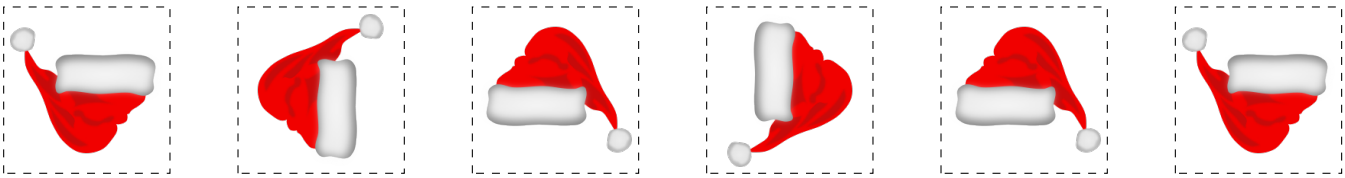

Imágenes tomadas de Openclipart.org

¡MatesLibres.com les desea una Feliz Navidad!

Secuencias de Imágenes de Navidad (B) Respuestas

Nombre: _____ Fecha: _____

Recorte y pegue en los recuadros las imágenes que completan cada secuencia.

1.



2.



3.

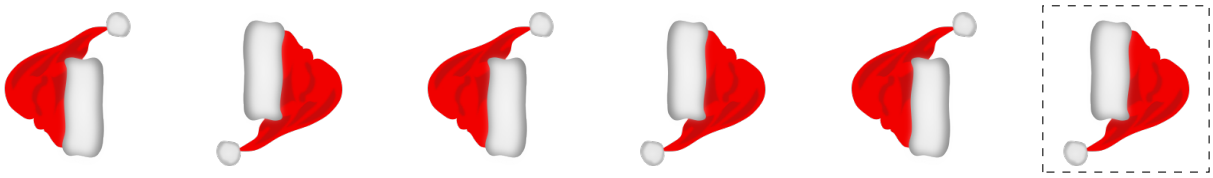

4.

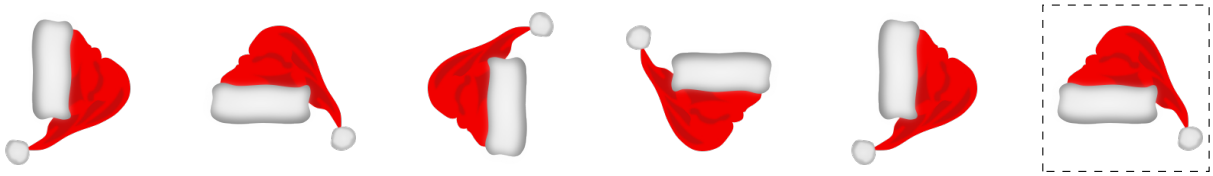

5.

6.

Para Recortar

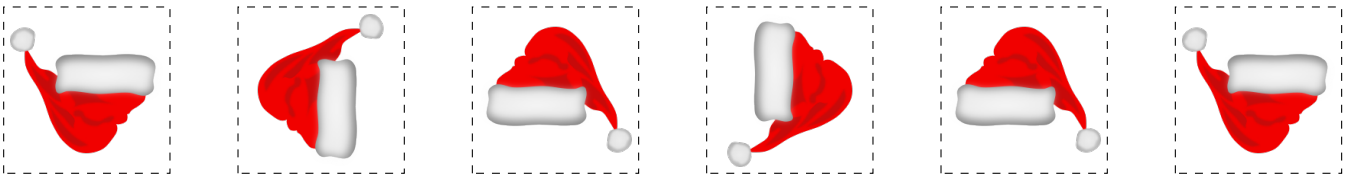

Imágenes tomadas de Openclipart.org

¡MatesLibres.com les desea una Feliz Navidad!

Secuencias de Imágenes de Navidad (C)

Nombre: _____ Fecha: _____

Recorte y pegue en los recuadros las imágenes que completan cada secuencia.

1.

2.

3.

4.

5.

6.

Para Recortar

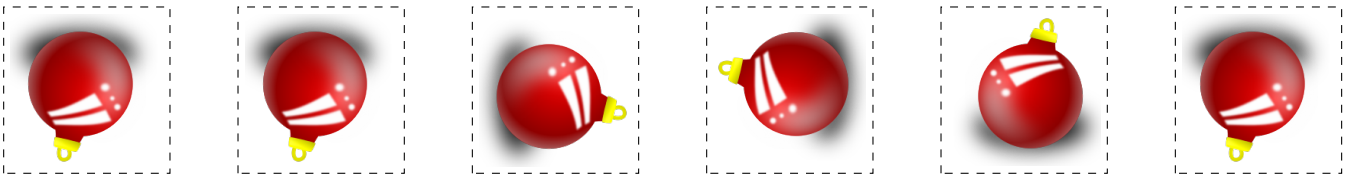

Imágenes tomadas de Openclipart.org

¡MatesLibres.com les desea una Feliz Navidad!

Secuencias de Imágenes de Navidad (C) Respuestas

Nombre: _____ Fecha: _____

Recorte y pegue en los recuadros las imágenes que completan cada secuencia.

1.



2.



3.



4.



5.

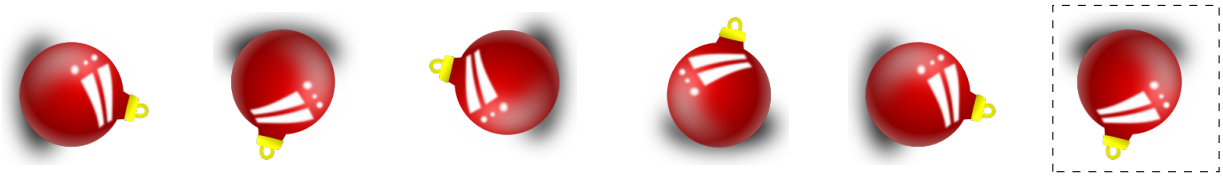

6.



Para Recortar

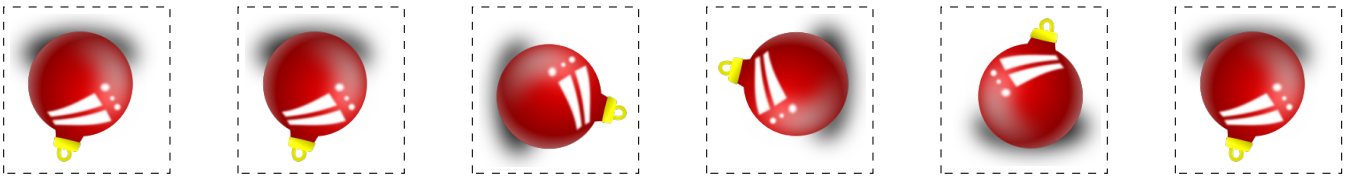

Imágenes tomadas de Openclipart.org

¡MatesLibres.com les desea una Feliz Navidad!

Secuencias de Imágenes de Navidad (D)

Nombre: _____ Fecha: _____

Recorte y pegue en los recuadros las imágenes que completan cada secuencia.

1.

2.

3.

4.

5.

6.

Para Recortar

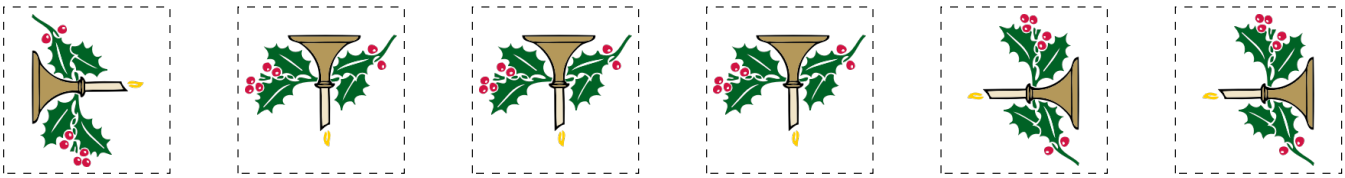

Imágenes tomadas de Openclipart.org

¡MatesLibres.com les desea una Feliz Navidad!

Secuencias de Imágenes de Navidad (D) Respuestas

Nombre: _____ Fecha: _____

Recorte y pegue en los recuadros las imágenes que completan cada secuencia.

1.

2.

3.



4.

5.

6.

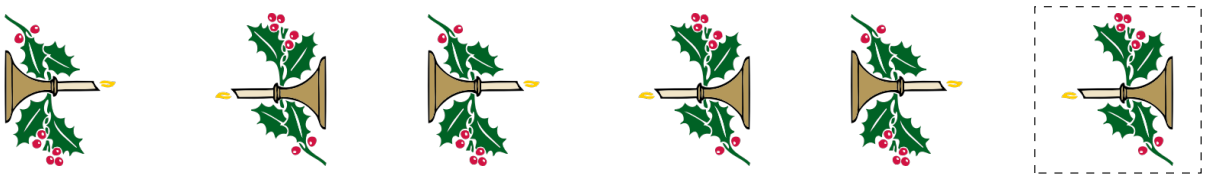

Para Recortar

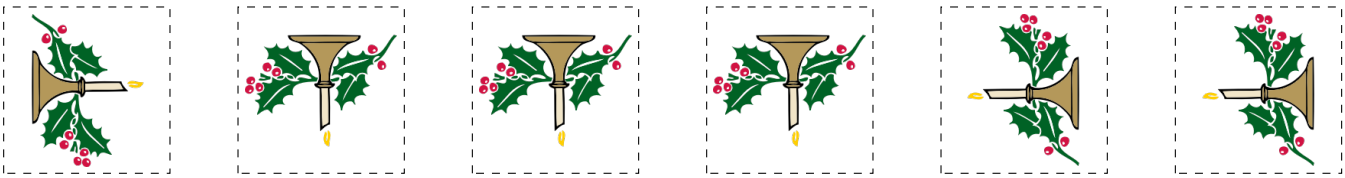

Imágenes tomadas de Openclipart.org

¡MatesLibres.com les desea una Feliz Navidad!

Secuencias de Imágenes de Navidad (E)

Nombre: _____ Fecha: _____

Recorte y pegue en los recuadros las imágenes que completan cada secuencia.

1.

2.

3.

4.

5.

6.

Para Recortar

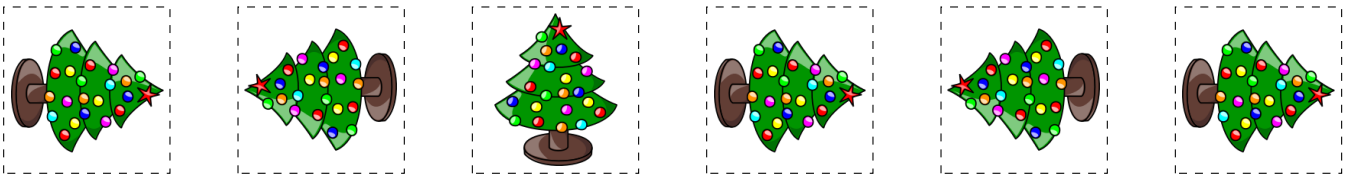

Imágenes tomadas de Openclipart.org

¡MatesLibres.com les desea una Feliz Navidad!

Secuencias de Imágenes de Navidad (E) Respuestas

Nombre: _____ Fecha: _____

Recorte y pegue en los recuadros las imágenes que completan cada secuencia.

1.

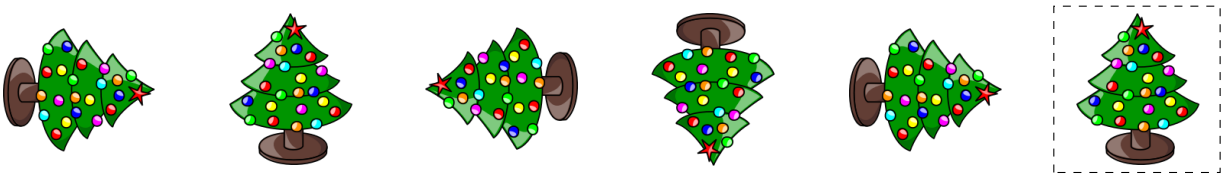

2.

3.

4.

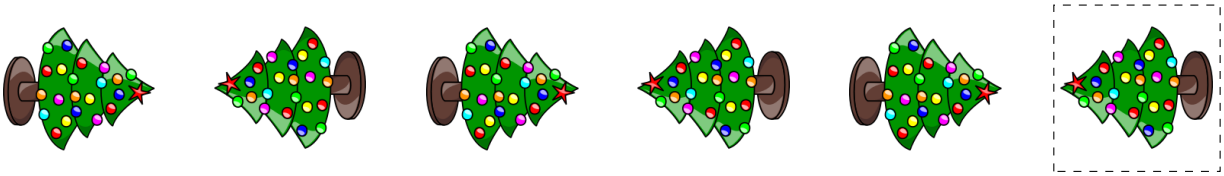

5.

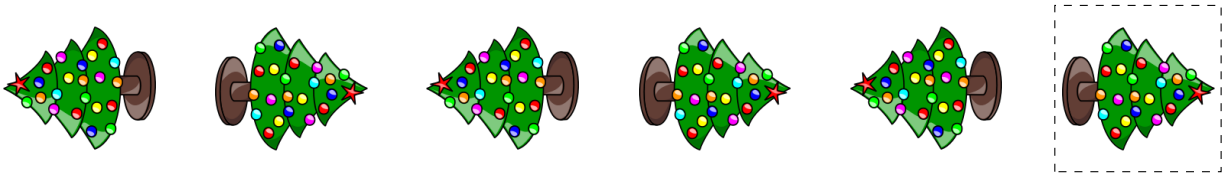

6.

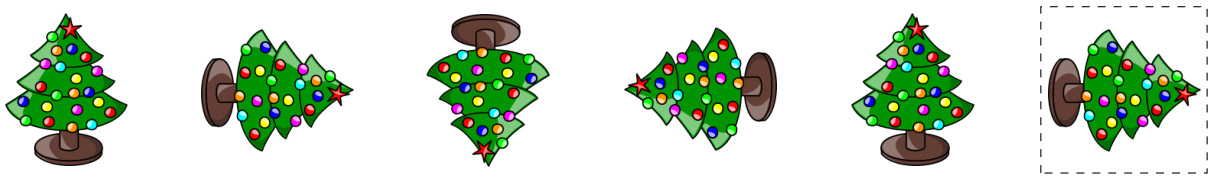

Para Recortar

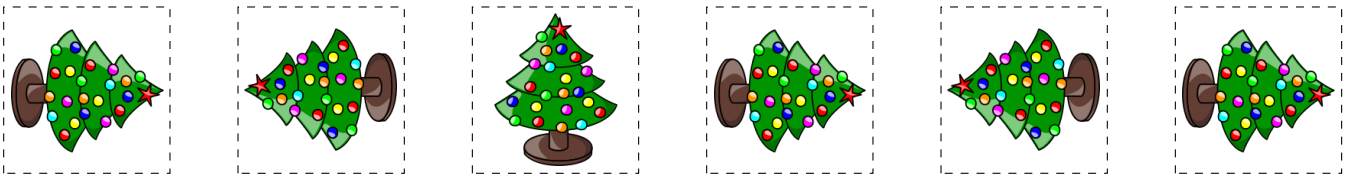

Imágenes tomadas de Openclipart.org

¡MatesLibres.com les desea una Feliz Navidad!

Secuencias de Imágenes de Navidad (F)

Nombre: _____ Fecha: _____

Recorte y pegue en los recuadros las imágenes que completan cada secuencia.

1.

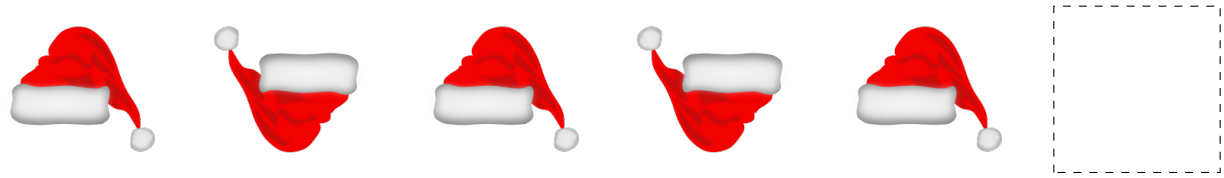

2.



3.

4.

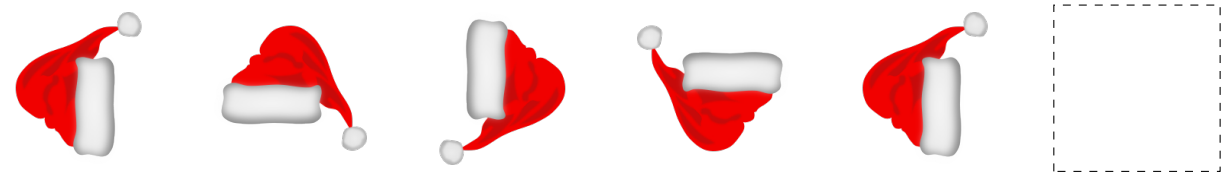

5.

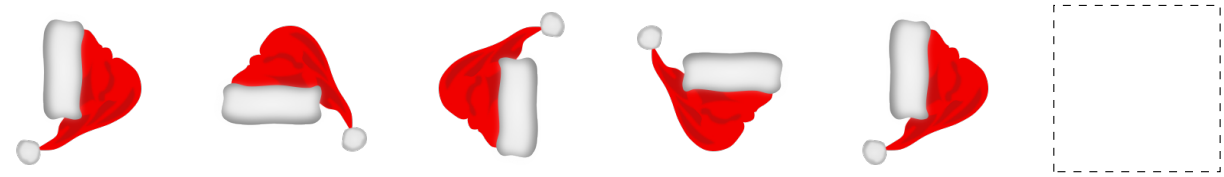

6.



Para Recortar

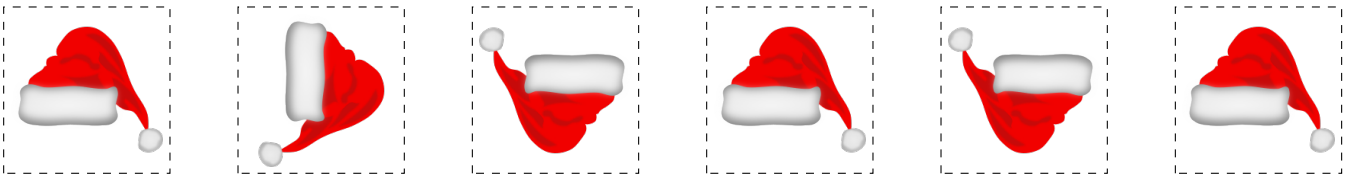

Imágenes tomadas de Openclipart.org

¡MatesLibres.com les desea una Feliz Navidad!

Secuencias de Imágenes de Navidad (F) Respuestas

Nombre: _____ Fecha: _____

Recorte y pegue en los recuadros las imágenes que completan cada secuencia.

1.

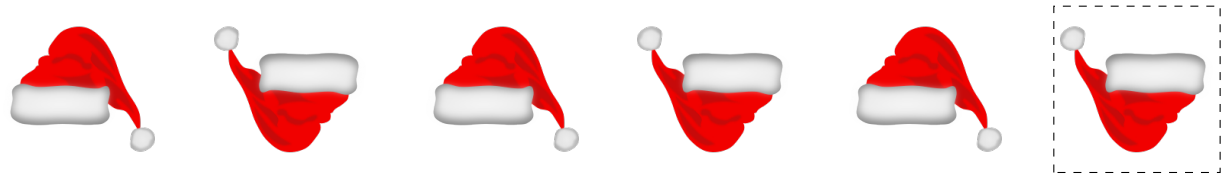

2.



3.

4.

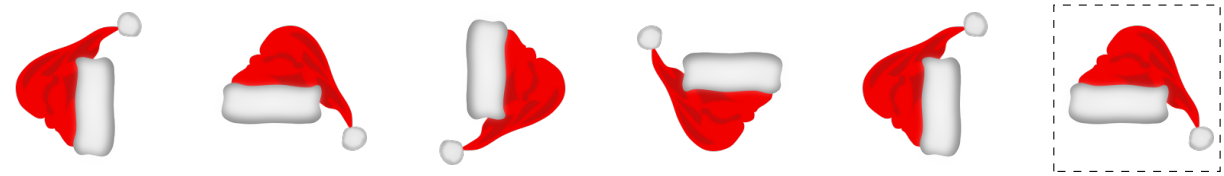

5.

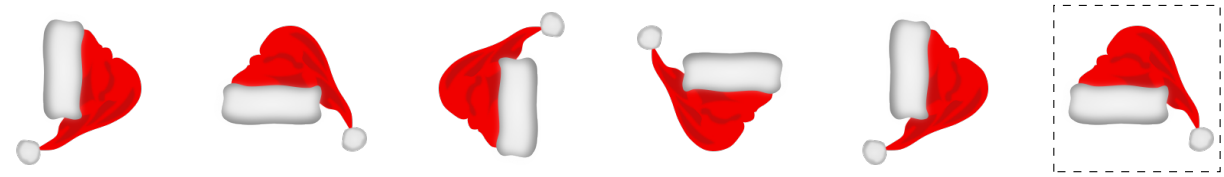

6.



Para Recortar

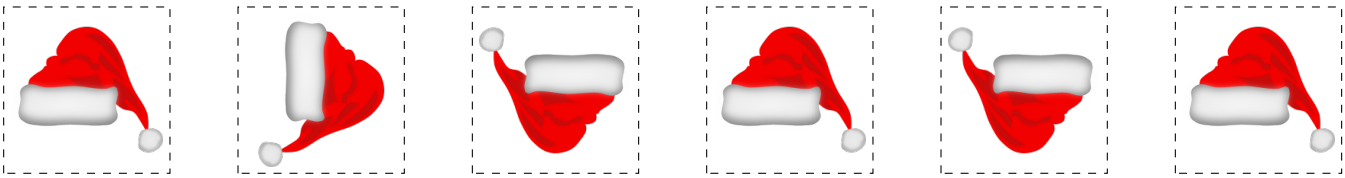

Imágenes tomadas de Openclipart.org

¡MatesLibres.com les desea una Feliz Navidad!

Secuencias de Imágenes de Navidad (G)

Nombre: _____ Fecha: _____

Recorte y pegue en los recuadros las imágenes que completan cada secuencia.

1. 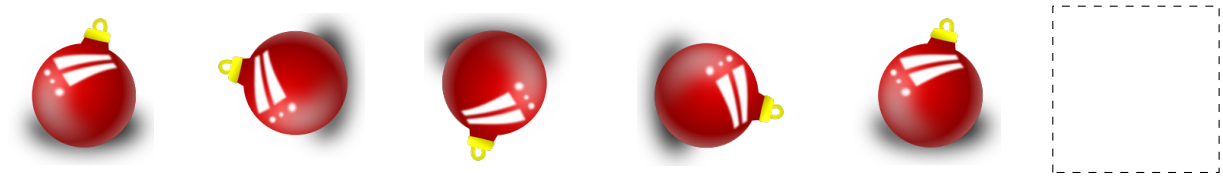

2. 

3. 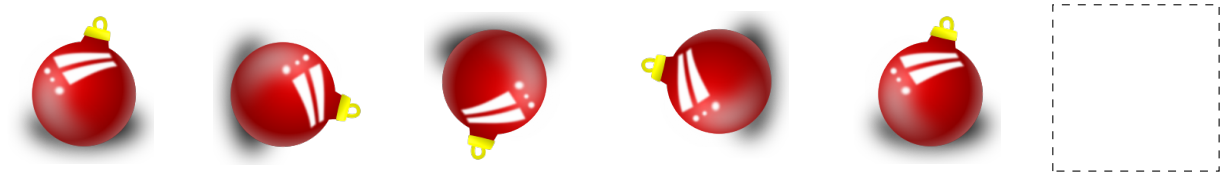

4. 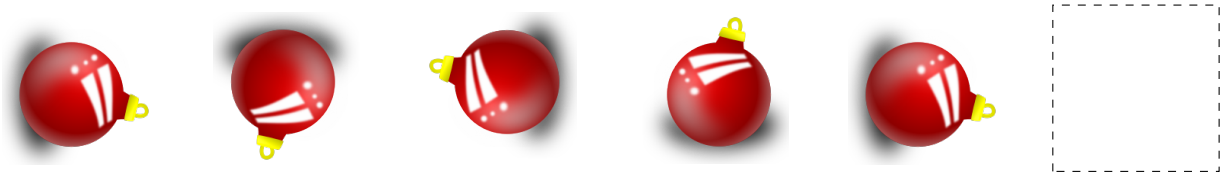

5. 

6. 

Para Recortar

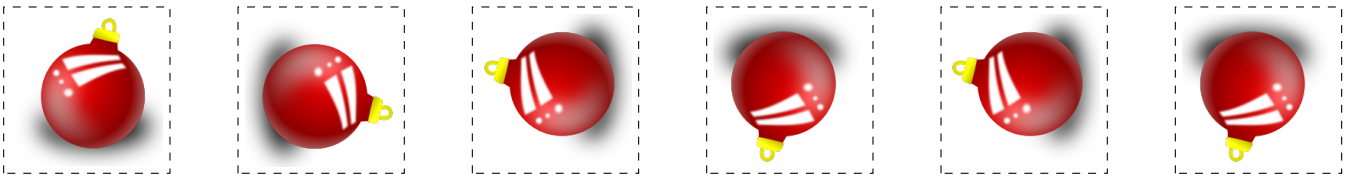

Imágenes tomadas de Openclipart.org

¡MatesLibres.com les desea una Feliz Navidad!

Secuencias de Imágenes de Navidad (G) Respuestas

Nombre: _____ Fecha: _____

Recorte y pegue en los recuadros las imágenes que completan cada secuencia.

1.

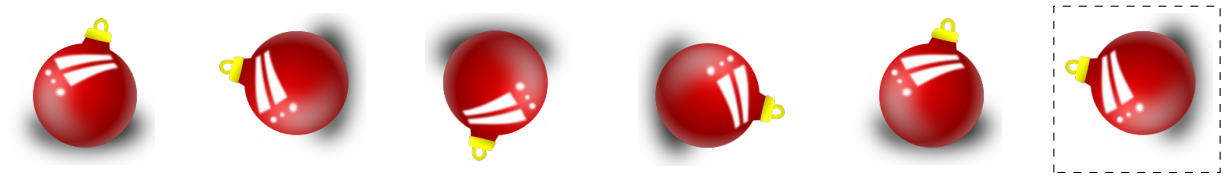

2.



3.

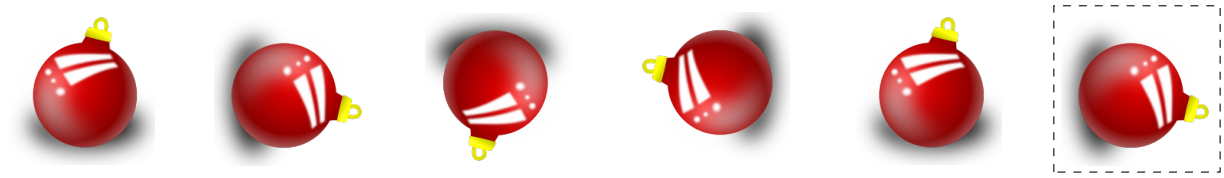

4.

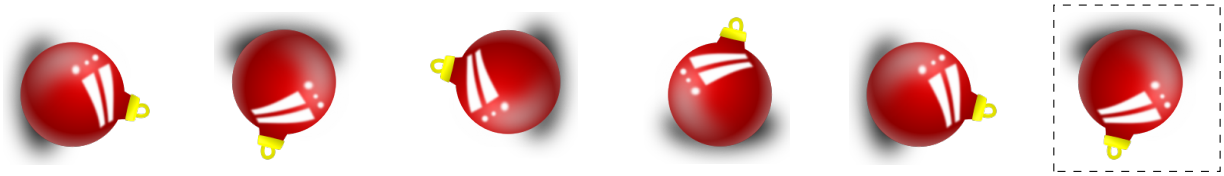

5.



6.



Para Recortar

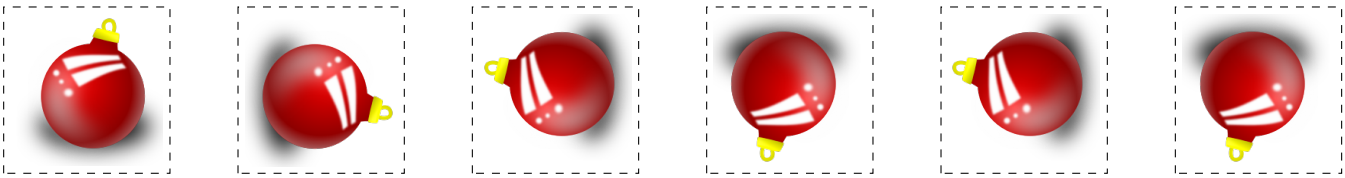

Imágenes tomadas de Openclipart.org

¡MatesLibres.com les desea una Feliz Navidad!

Secuencias de Imágenes de Navidad (H)

Nombre: _____ Fecha: _____

Recorte y pegue en los recuadros las imágenes que completan cada secuencia.

1.

2.

3.

4.

5.

6.

Para Recortar



Imágenes tomadas de Openclipart.org

¡MatesLibres.com les desea una Feliz Navidad!

Secuencias de Imágenes de Navidad (H) Respuestas

Nombre: _____ Fecha: _____

Recorte y pegue en los recuadros las imágenes que completan cada secuencia.

1.

2. 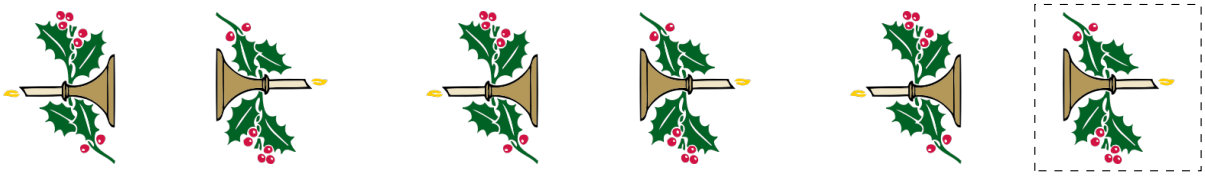

3.

4. 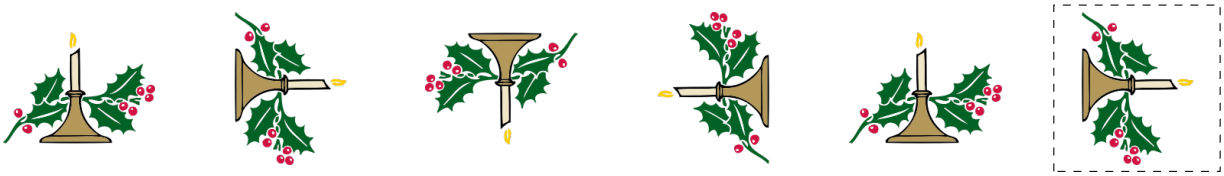

5.

6. 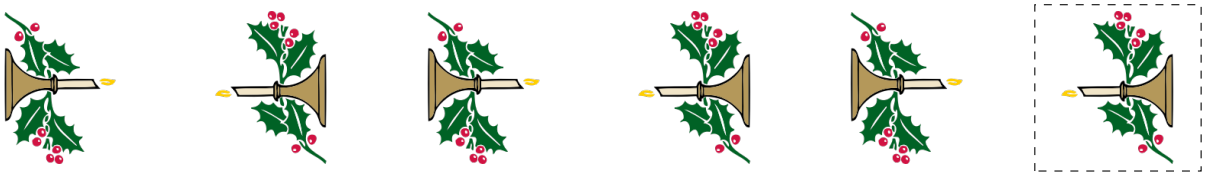

Para Recortar



Imágenes tomadas de Openclipart.org

¡MatesLibres.com les desea una Feliz Navidad!

Secuencias de Imágenes de Navidad (I)

Nombre: _____ Fecha: _____

Recorte y pegue en los recuadros las imágenes que completan cada secuencia.

1.

2.

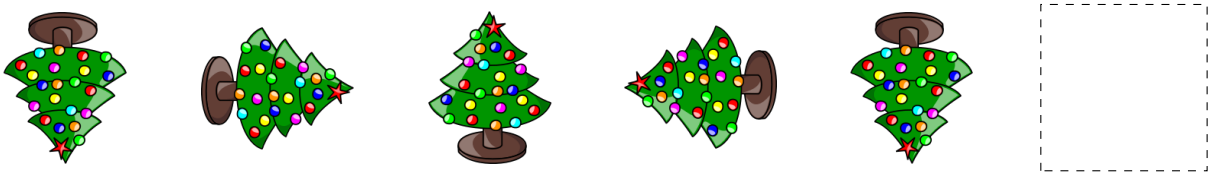

3.

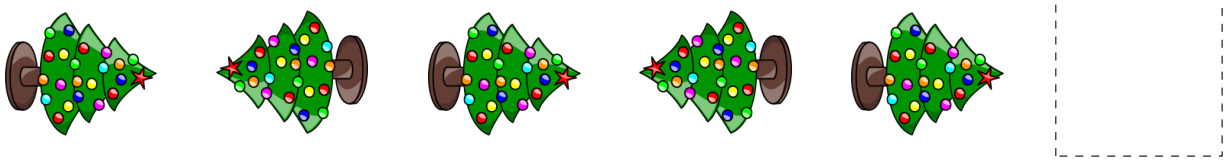

4.

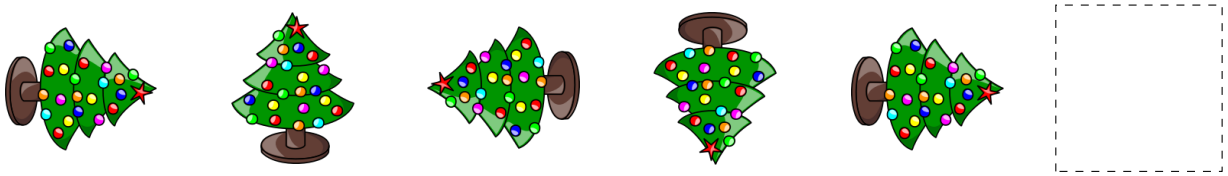

5.

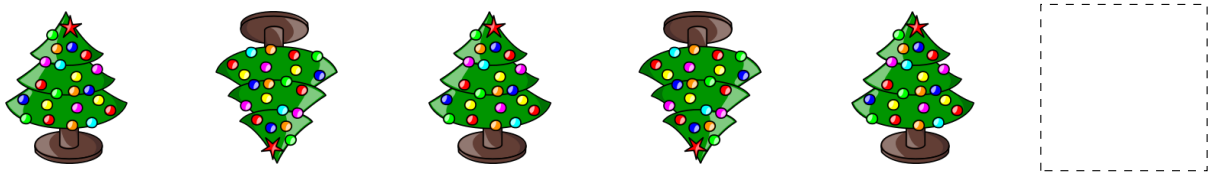

6.

Para Recortar

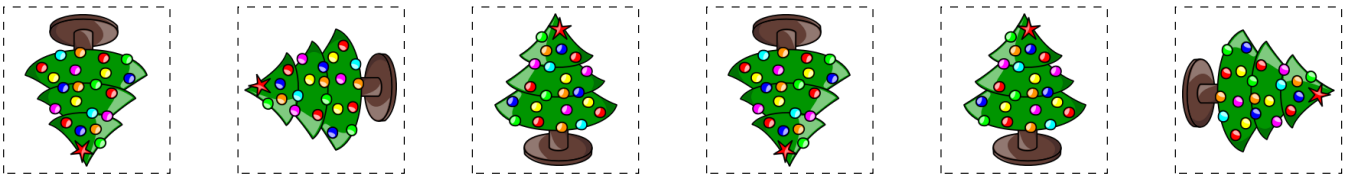

Imágenes tomadas de Openclipart.org

¡MatesLibres.com les desea una Feliz Navidad!

Secuencias de Imágenes de Navidad (I) Respuestas

Nombre: _____ Fecha: _____

Recorte y pegue en los recuadros las imágenes que completan cada secuencia.

1.

2.

3.

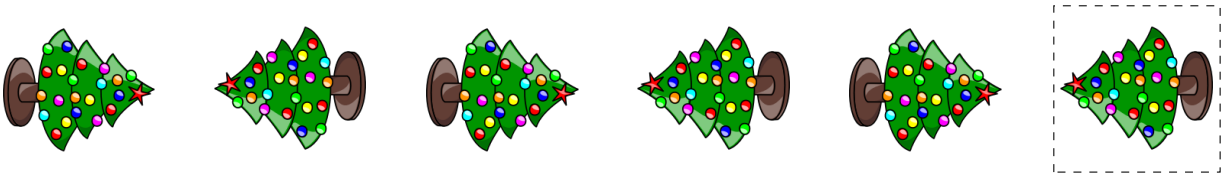

4.

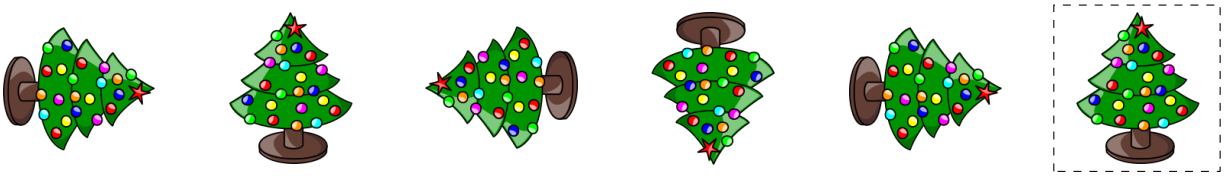

5.

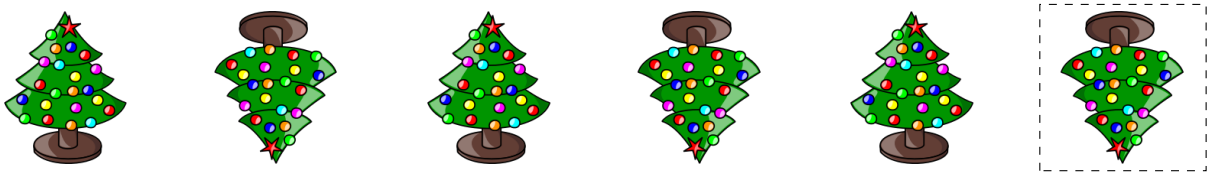

6.

Para Recortar

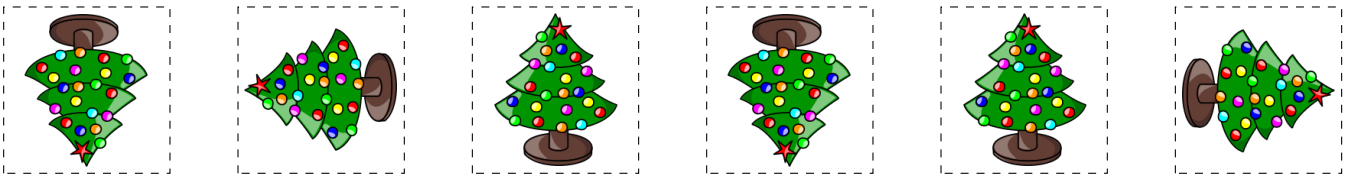

Imágenes tomadas de Openclipart.org

¡MatesLibres.com les desea una Feliz Navidad!

Secuencias de Imágenes de Navidad (I)

Nombre: _____ Fecha: _____

Recorte y pegue en los recuadros las imágenes que completan cada secuencia.

1.

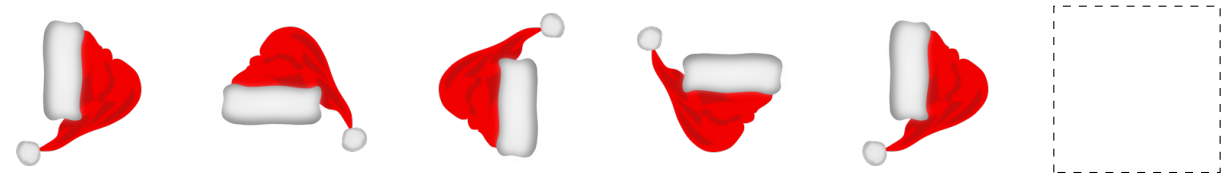

2.



3.

4.

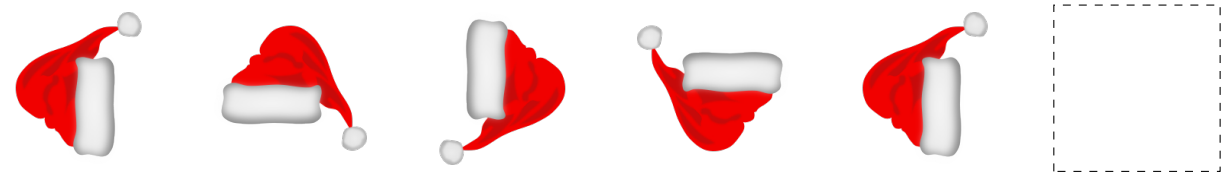

5.



6.



Para Recortar

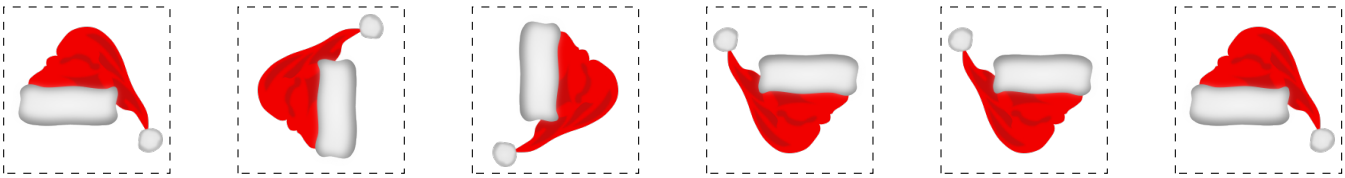

Imágenes tomadas de Openclipart.org

¡MatesLibres.com les desea una Feliz Navidad!

Secuencias de Imágenes de Navidad (I) Respuestas

Nombre: _____ Fecha: _____

Recorte y pegue en los recuadros las imágenes que completan cada secuencia.

1.

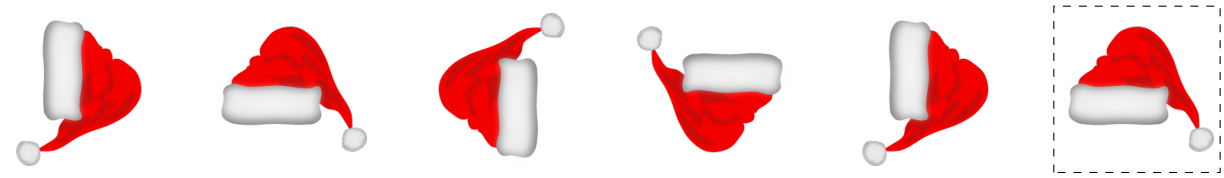

2.



3.

4.

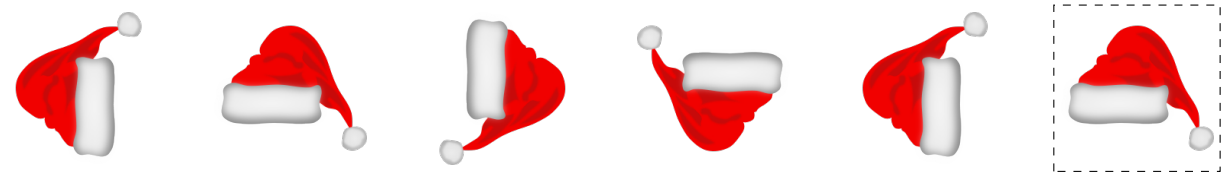

5.



6.



Para Recortar

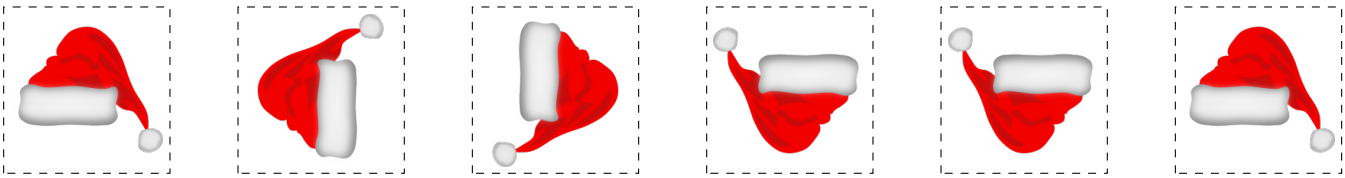

Imágenes tomadas de Openclipart.org

¡MatesLibres.com les desea una Feliz Navidad!