



SECUENCIAS DE PASCUA (1)

Recorte y pegue la figura que continúa cada secuencia.

1.



2.




3.




4.



5.



6.



Para recortar



Imagen floral tomada de Openclipart.org


SECUENCIAS DE PASCUA (J) RESPUESTAS

Recorte y pegue la figura que continúa cada secuencia.

1.




2.




3.




4.



5.



6.



Para recortar



Imagen floral tomada de Openclipart.org

MATESLIBRES.COM LES DESEA UNAS FELICES PASCUAS