


SECUENCIAS DE PASCUA 10

Recorte y pegue la figura que continúa cada secuencia.

1.



2.




3.




4.



5.



6.



Para recortar

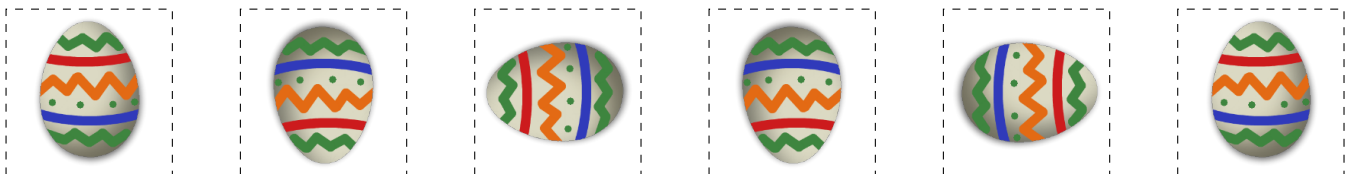


Imagen floral tomada de Openclipart.org

MATESLIBRES.COM LES DESEA UNAS FELICES PASCUAS


SECUENCIAS DE PASCUA (D) RESPUESTAS

Recorte y pegue la figura que continúa cada secuencia.

1.



2.




3.




4.



5.



6.



Para recortar

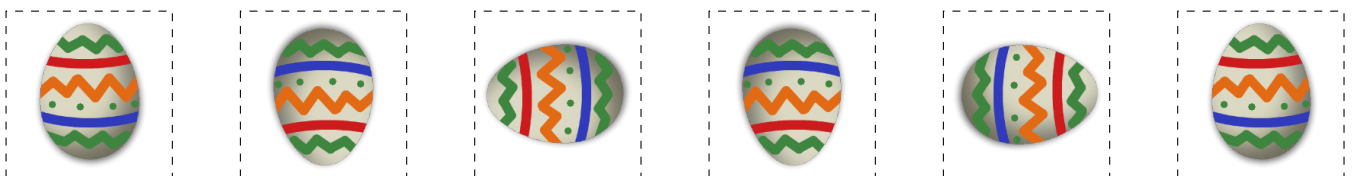


Imagen floral tomada de Openclipart.org

MATESLIBRES.COM LES DESEA UNAS FELICES PASCUAS