


SECUENCIAS DE PASCUA (B)

Recorte y pegue la figura que continúa cada secuencia.

1.




2.




3.



4.



5.



6.



Para recortar








Imagen floral tomada de Openclipart.org

MATESLIBRES.COM LES DESEA UNAS FELICES PASCUAS

SECUENCIAS DE PASCUA (B) RESPUESTAS

Recorte y pegue la figura que continúa cada secuencia.



Para recortar

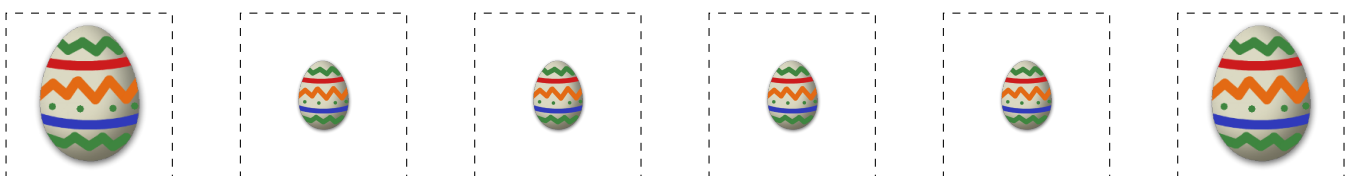


Imagen floral tomada de Openclipart.org