


SECUENCIAS DE PASCUA (F)

Recorte y pegue la figura que continúa cada secuencia.


1.




2.




3.




4.



5.



6.



Para recortar

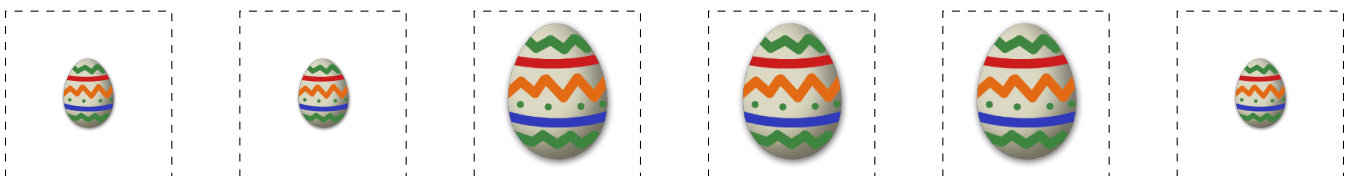



Imagen floral tomada de Openclipart.org

SECUENCIAS DE PASCUA (F) RESPUESTAS

Recorte y pegue la figura que continúa cada secuencia.

1.




2.



3.



4.



5.



6.



Para recortar

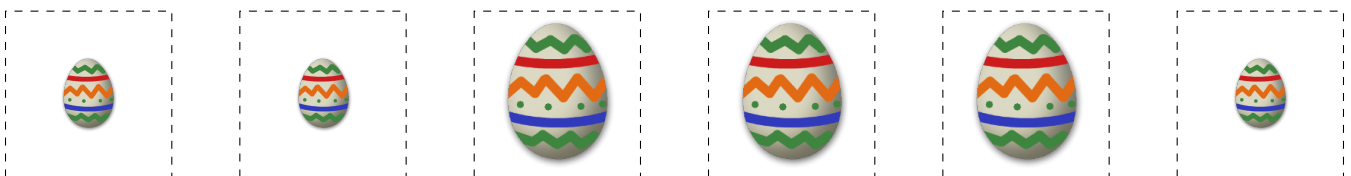


Imagen floral tomada de Openclipart.org

MATESLIBRES.COM LES DESEA UNAS FELICES PASCUAS