


# SECUENCIAS DE PASCUA (A)

Recorte y pegue la figura que continúa cada secuencia.


1.




2.




3.




4.



5.



6.



Para recortar

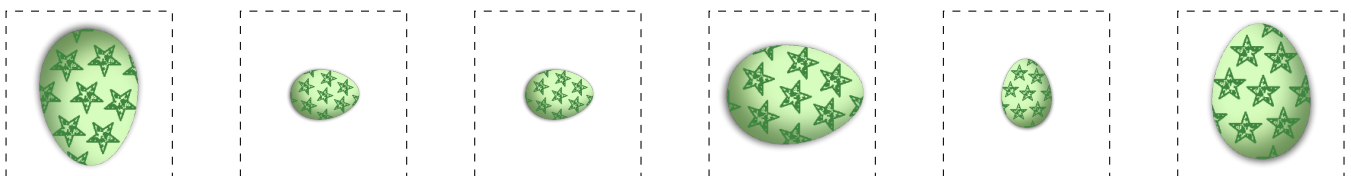





Imagen floral tomada de [Openclipart.org](http://Openclipart.org)

MATESLIBRES.COM LES DESEA UNAS FELICES PASCUAS

# SECUENCIAS DE PASCUA (A) RESPUESTAS

Recorte y pegue la figura que continúa cada secuencia.



Para recortar

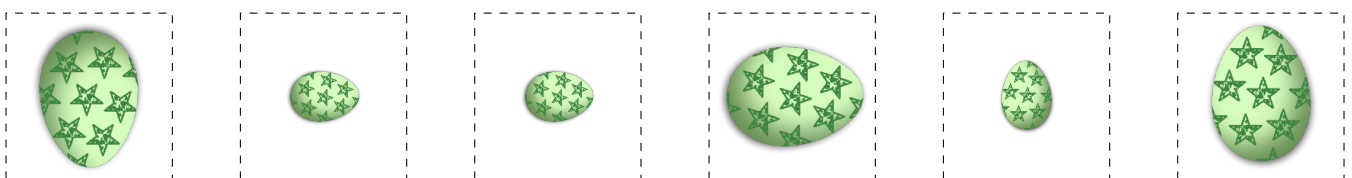


Imagen floral tomada de [Openclipart.org](http://Openclipart.org)