





SECUENCIAS DE PASCUA (E)

Recorte y pegue la figura que continúa cada secuencia.

1.






2.






3.






4.



5.



6.



Para recortar









Imagen floral tomada de Openclipart.org




SECUENCIAS DE PASCUA (E) RESPUESTAS

Recorte y pegue la figura que continúa cada secuencia.


1.





2.





3.





4.



5.



6.



Para recortar








Imagen floral tomada de Openclipart.org

MATESLIBRES.COM LES DESEA UNAS FELICES PASCUAS