



Secuencias de Vuelta a la Escuela (A)

Recorte y pegue la figura que completa cada secuencia.


1.




2.




3.



4.






5.



6.




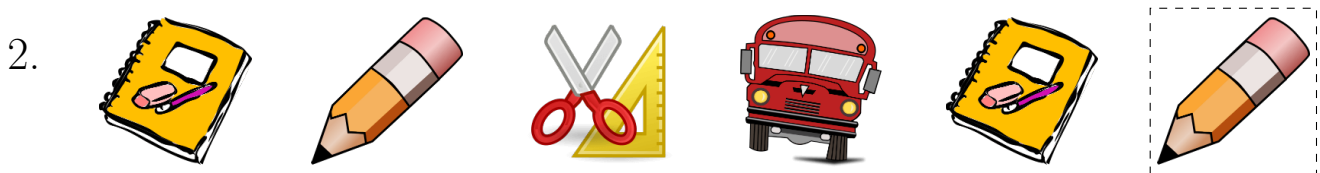



Para recortar:




Secuencias de Vuelta a la Escuela (A) Respuestas

Recorte y pegue la figura que completa cada secuencia.



Para recortar:



Imágenes tomadas de Openclipart.org

MatesLibres.com