


# Secuencias de Vuelta a la Escuela (E)

Recorte y pegue la figura que completa cada secuencia.

1.




2.




3.




4.




5.



6.







Para recortar:




# Secuencias de Vuelta a la Escuela (E) Respuestas

Recorte y pegue la figura que completa cada secuencia.



Para recortar:



Imágenes tomadas de [Openclipart.org](http://Openclipart.org)

MatesLibres.com