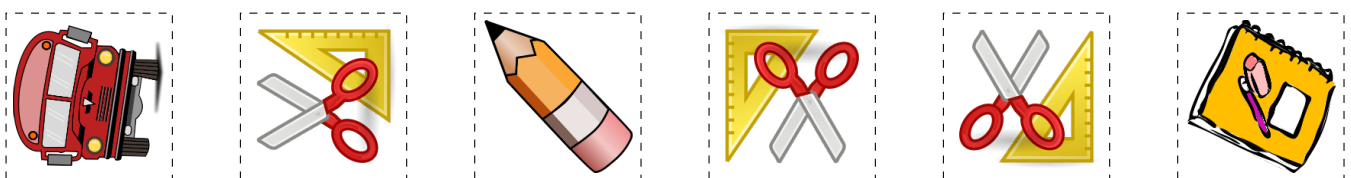


# Secuencias de Vuelta a la Escuela (A)

Recorte y pegue la figura que completa cada secuencia.



Para recortar:




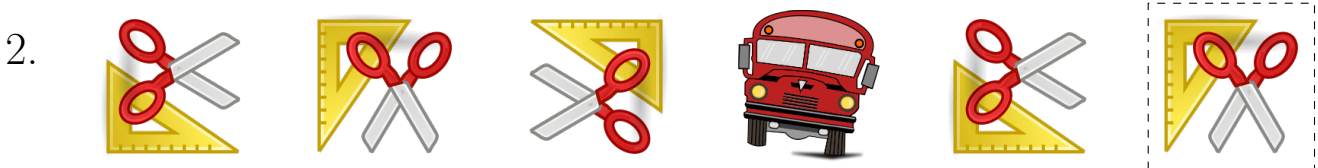


Imágenes tomadas de [Openclipart.org](http://Openclipart.org)

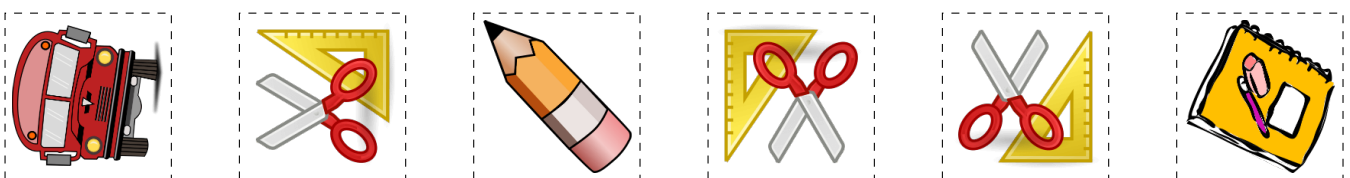
MatesLibres.com

# Secuencias de Vuelta a la Escuela (A) Respuestas

Recorte y pegue la figura que completa cada secuencia.



Para recortar:



Imágenes tomadas de [Openclipart.org](http://Openclipart.org)

MatesLibres.com


# Secuencias de Vuelta a la Escuela (B)

Recorte y pegue la figura que completa cada secuencia.


1.




2.




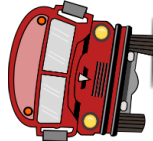
3.



4.



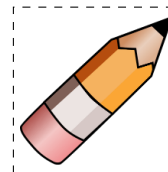



5.



6.



Para recortar:


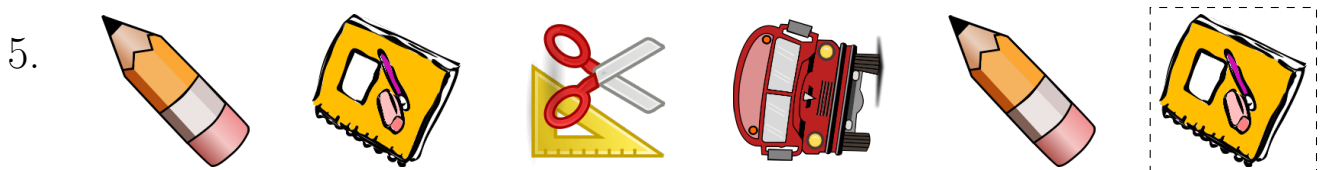



Imágenes tomadas de [Openclipart.org](http://Openclipart.org)


MatesLibres.com

# Secuencias de Vuelta a la Escuela (B) Respuestas

Recorte y pegue la figura que completa cada secuencia.



Para recortar:









Imágenes tomadas de [Openclipart.org](http://Openclipart.org)


MatesLibres.com

# Secuencias de Vuelta a la Escuela (C)

Recorte y pegue la figura que completa cada secuencia.



Para recortar:









Imágenes tomadas de [Openclipart.org](http://Openclipart.org)


MatesLibres.com

# Secuencias de Vuelta a la Escuela (C) Respuestas

Recorte y pegue la figura que completa cada secuencia.



Para recortar:







Imágenes tomadas de [Openclipart.org](http://Openclipart.org)

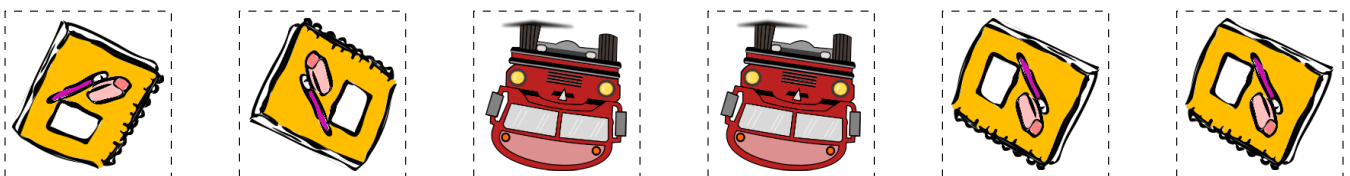
MatesLibres.com

# Secuencias de Vuelta a la Escuela (D)

Recorte y pegue la figura que completa cada secuencia.



Para recortar:









Imágenes tomadas de [Openclipart.org](http://Openclipart.org)

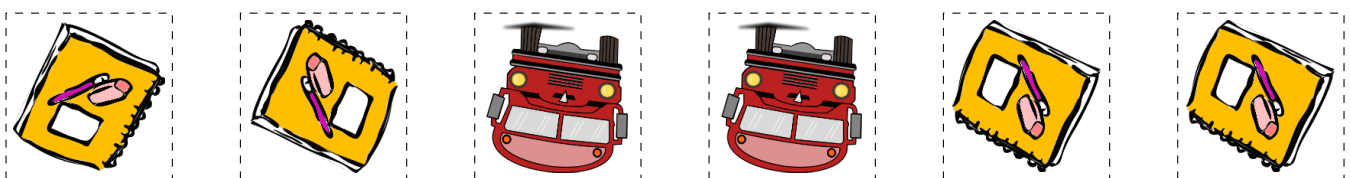
MatesLibres.com

# Secuencias de Vuelta a la Escuela (D) Respuestas

Recorte y pegue la figura que completa cada secuencia.



Para recortar:




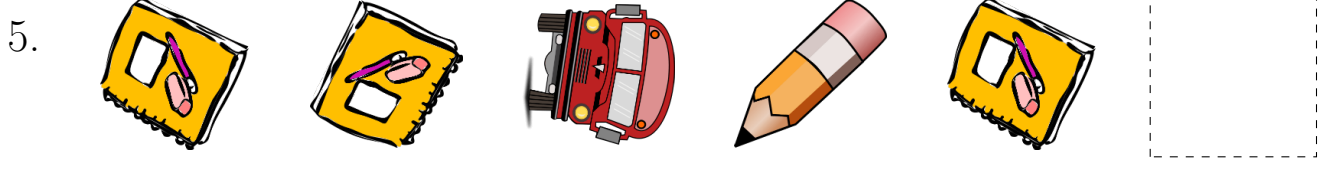



Imágenes tomadas de [Openclipart.org](http://Openclipart.org)

MatesLibres.com

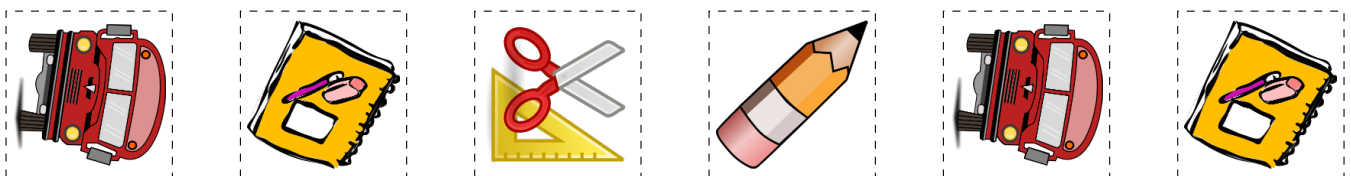


# Secuencias de Vuelta a la Escuela (E)

Recorte y pegue la figura que completa cada secuencia.



Para recortar:


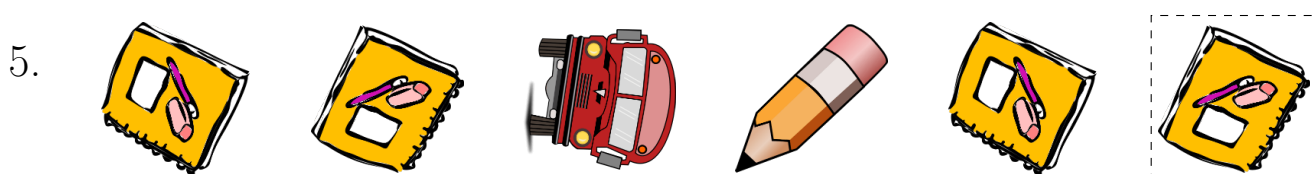





Imágenes tomadas de [Openclipart.org](http://Openclipart.org)

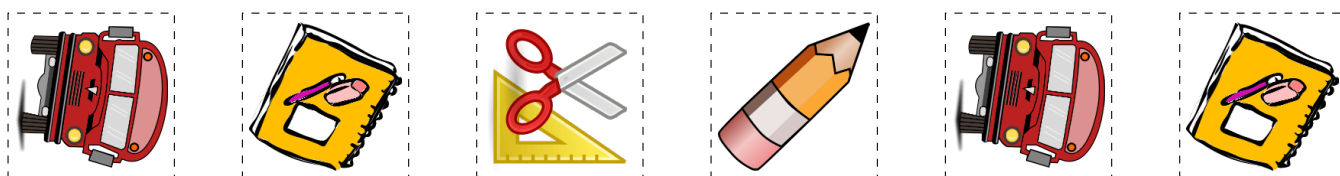
MatesLibres.com

# Secuencias de Vuelta a la Escuela (E) Respuestas

Recorte y pegue la figura que completa cada secuencia.

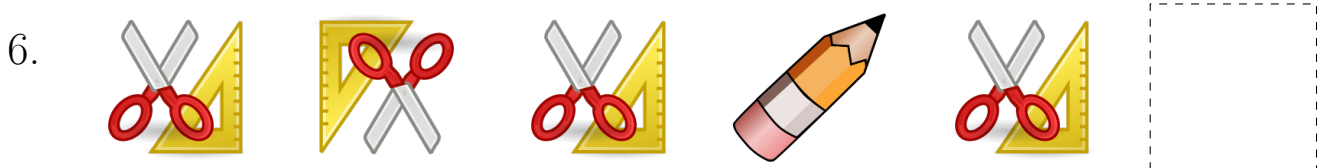






Para recortar:

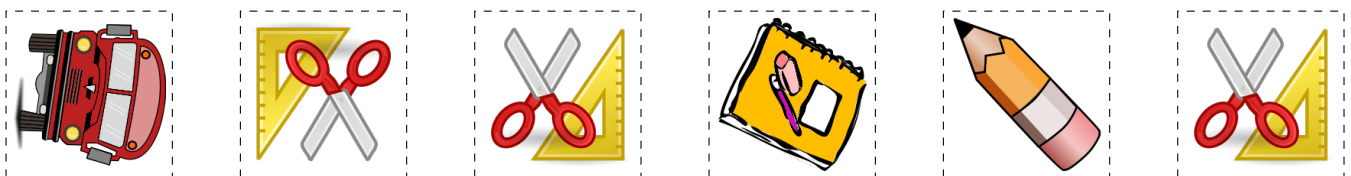


# Secuencias de Vuelta a la Escuela (F)

Recorte y pegue la figura que completa cada secuencia.



Para recortar:

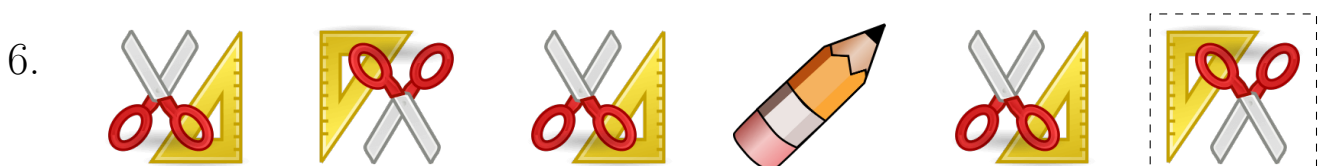





Imágenes tomadas de [Openclipart.org](http://Openclipart.org)

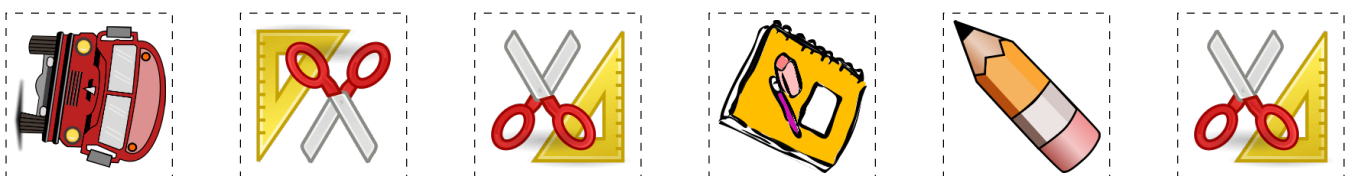
MatesLibres.com

# Secuencias de Vuelta a la Escuela (F) Respuestas

Recorte y pegue la figura que completa cada secuencia.



Para recortar:





Imágenes tomadas de [Openclipart.org](http://Openclipart.org)

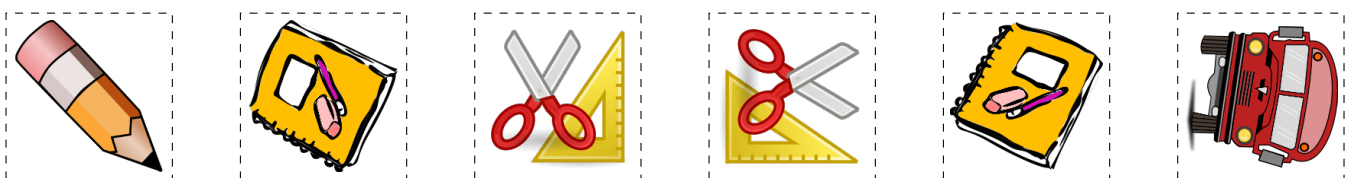
MatesLibres.com

# Secuencias de Vuelta a la Escuela (G)

Recorte y pegue la figura que completa cada secuencia.



Para recortar:



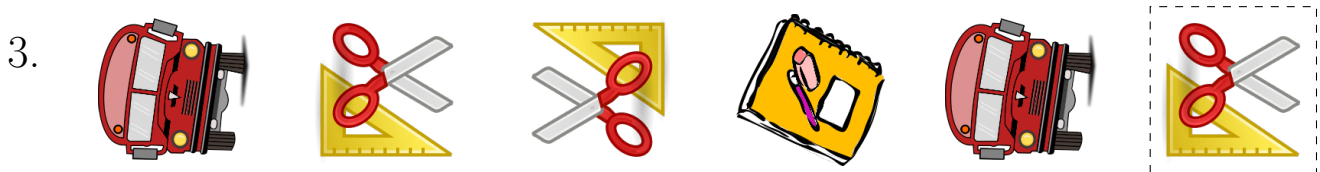
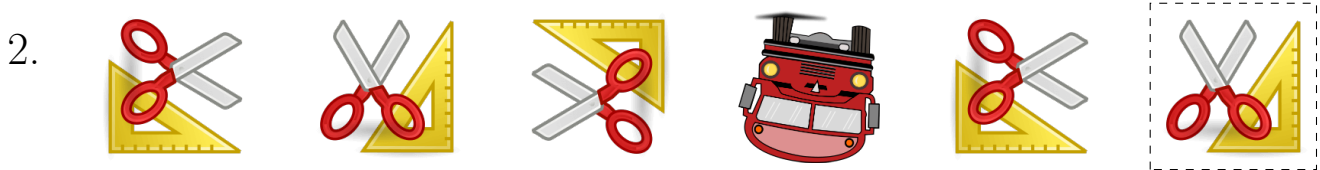



Imágenes tomadas de [Openclipart.org](http://Openclipart.org)

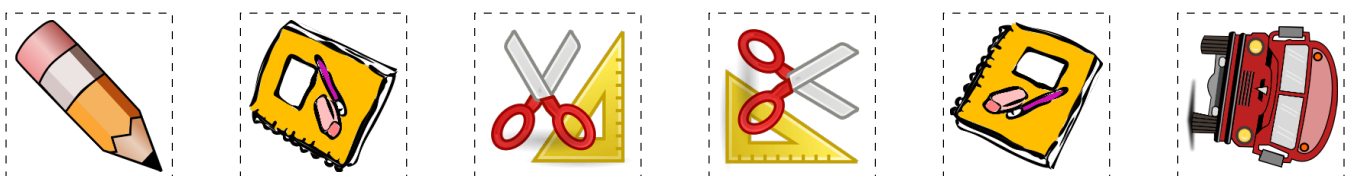
MatesLibres.com

# Secuencias de Vuelta a la Escuela (G) Respuestas

Recorte y pegue la figura que completa cada secuencia.



Para recortar:

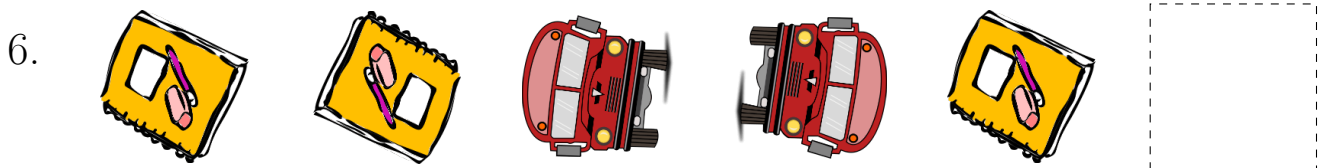
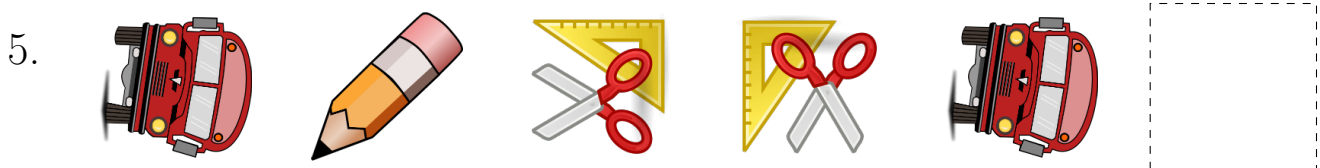





Imágenes tomadas de [Openclipart.org](http://Openclipart.org)


MatesLibres.com

# Secuencias de Vuelta a la Escuela (H)

Recorte y pegue la figura que completa cada secuencia.



Para recortar:

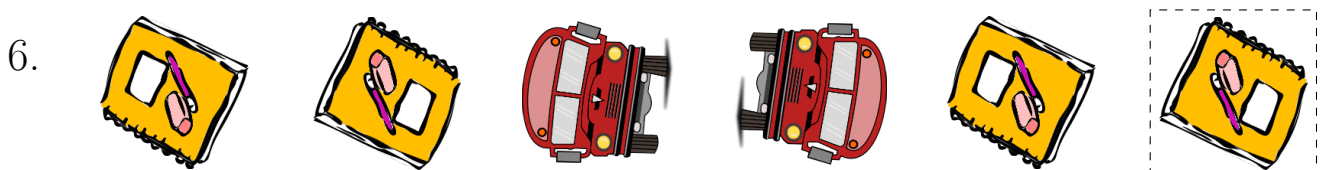

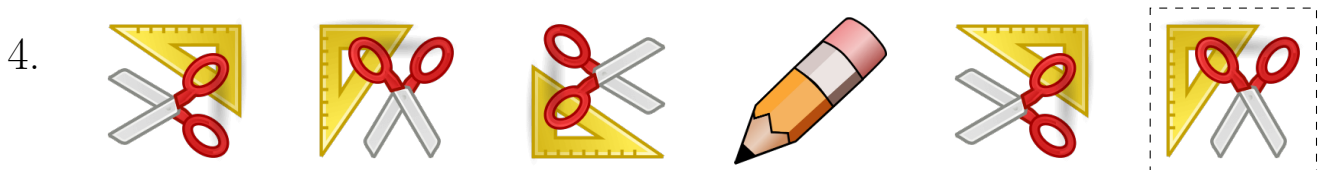




Imágenes tomadas de [Openclipart.org](http://Openclipart.org)

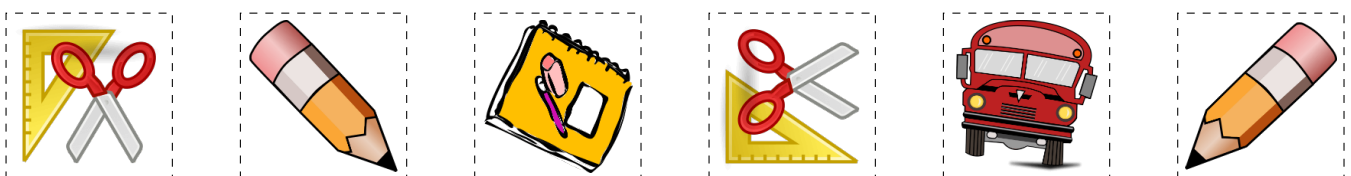
MatesLibres.com

# Secuencias de Vuelta a la Escuela (H) Respuestas

Recorte y pegue la figura que completa cada secuencia.



Para recortar:






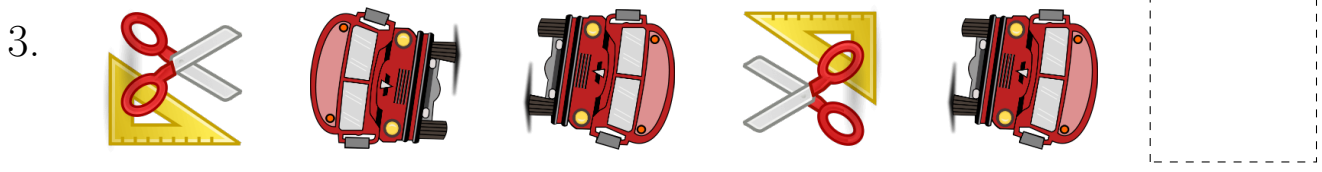


Imágenes tomadas de [Openclipart.org](http://Openclipart.org)

MatesLibres.com

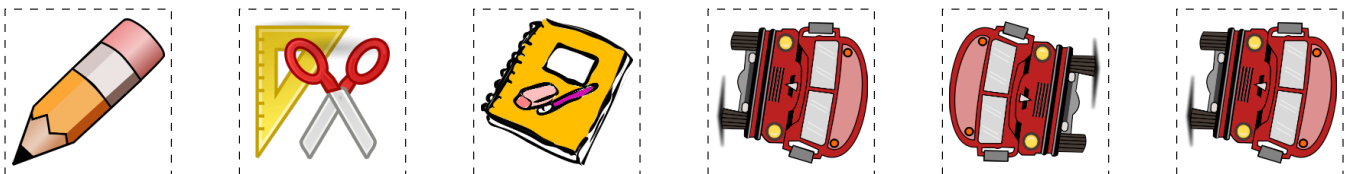


# Secuencias de Vuelta a la Escuela (I)

Recorte y pegue la figura que completa cada secuencia.



Para recortar:



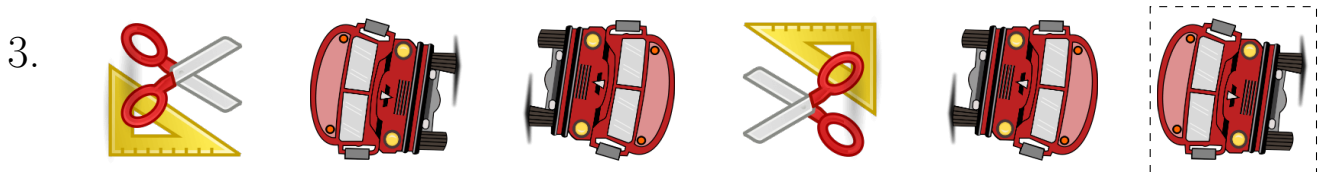




Imágenes tomadas de [Openclipart.org](http://Openclipart.org)

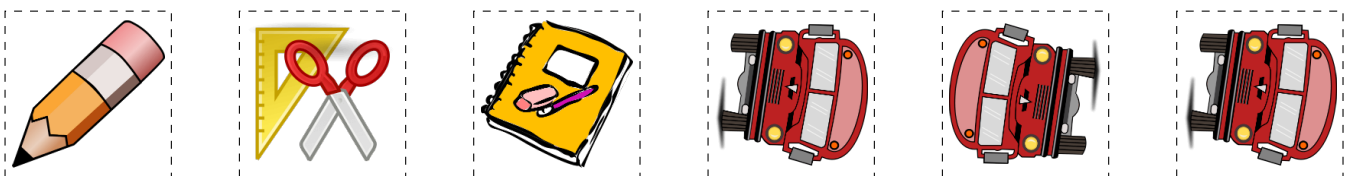
MatesLibres.com

# Secuencias de Vuelta a la Escuela (I) Respuestas

Recorte y pegue la figura que completa cada secuencia.



Para recortar:

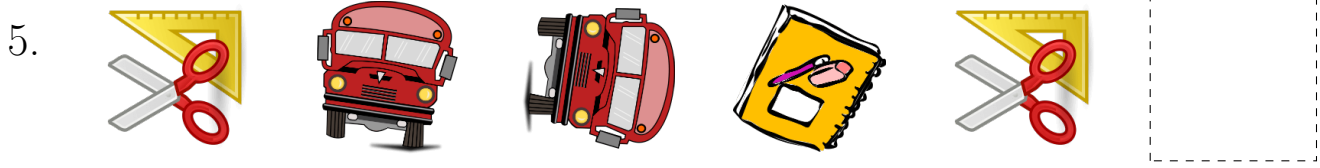


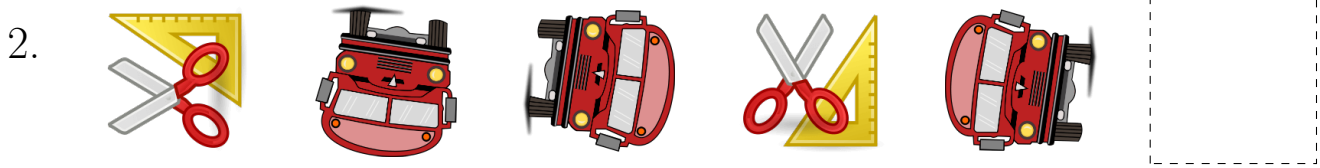



Imágenes tomadas de [Openclipart.org](http://Openclipart.org)

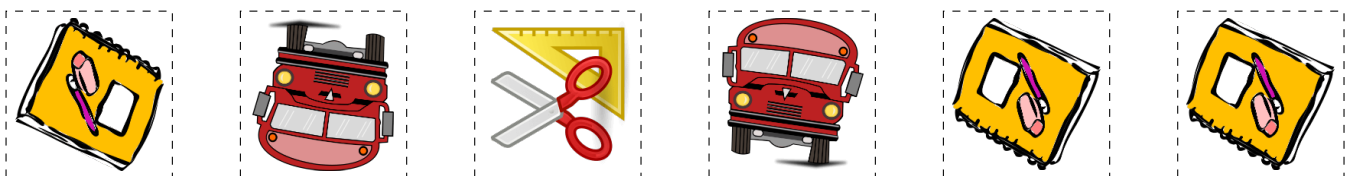
MatesLibres.com

# Secuencias de Vuelta a la Escuela (J)

Recorte y pegue la figura que completa cada secuencia.



Para recortar:

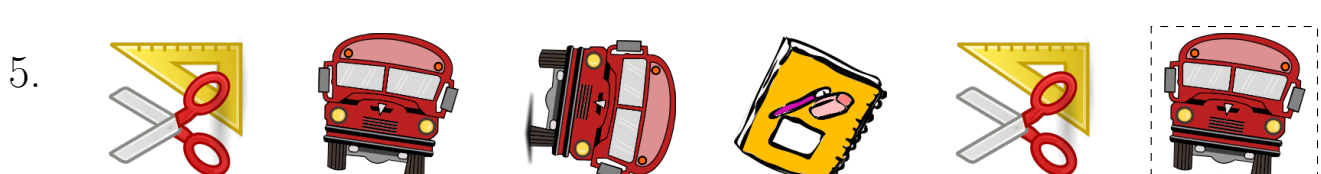


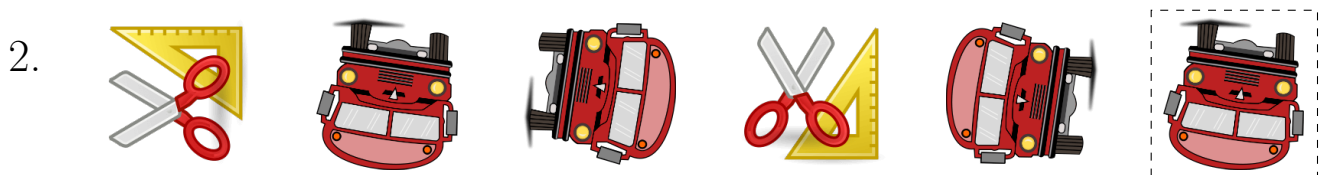



Imágenes tomadas de [Openclipart.org](http://Openclipart.org)


MatesLibres.com

# Secuencias de Vuelta a la Escuela (J) Respuestas

Recorte y pegue la figura que completa cada secuencia.



Para recortar:



Imágenes tomadas de [Openclipart.org](http://Openclipart.org)

MatesLibres.com