



# Secuencias de Vuelta a la Escuela (J)

Recorte y pegue la figura que completa cada secuencia.


1.



2.




3.




4.




5.



6.



Para recortar:




Imágenes tomadas de [Openclipart.org](http://Openclipart.org)

MatesLibres.com


# Secuencias de Vuelta a la Escuela (J) Respuestas

Recorte y pegue la figura que completa cada secuencia.


1.



2.




3.




4.




5.



6.



Para recortar:



Imágenes tomadas de [Openclipart.org](http://Openclipart.org)

MatesLibres.com