


# Secuencias de Vuelta a la Escuela (E)

Recorte y pegue la figura que completa cada secuencia.


1.



2.



3.



4.




5.



6.



Para recortar:




Imágenes tomadas de [Openclipart.org](http://Openclipart.org)

MatesLibres.com

# Secuencias de Vuelta a la Escuela (E) Respuestas

Recorte y pegue la figura que completa cada secuencia.


1.



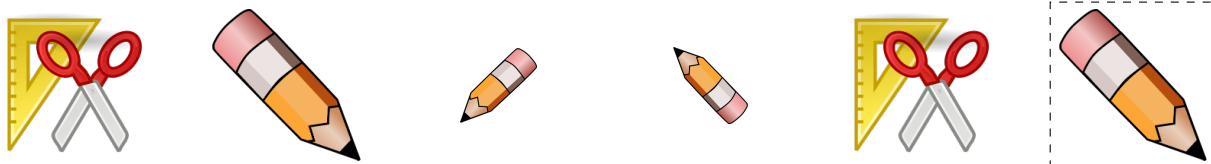
2.



3.



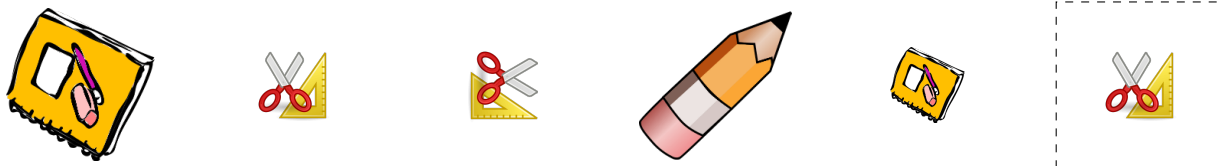
4.



5.



6.



Para recortar:

