

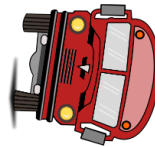
Secuencias de Vuelta a la Escuela (G)

Recorte y pegue la figura que completa cada secuencia.



1.




2.




3.




4.



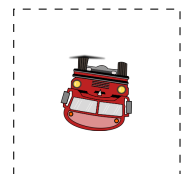
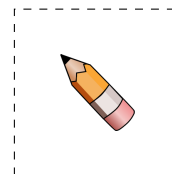
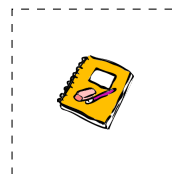
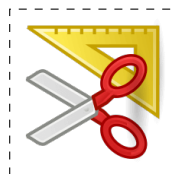
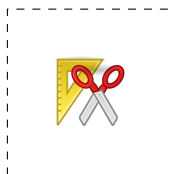
5.



6.



Para recortar:



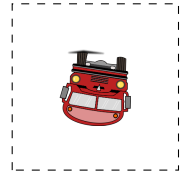
Imágenes tomadas de Openclipart.org

MatesLibres.com

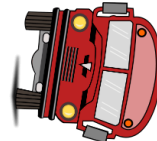
Secuencias de Vuelta a la Escuela (G) Respuestas

Recorte y pegue la figura que completa cada secuencia.

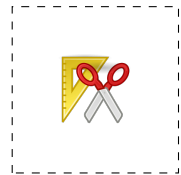
1.



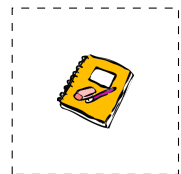
2.




3.



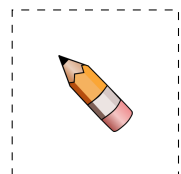
4.



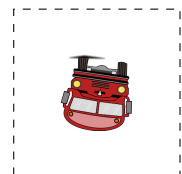
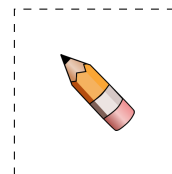
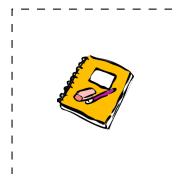
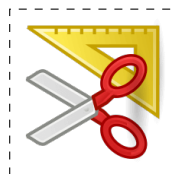
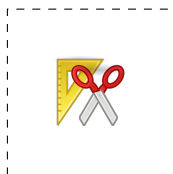
5.



6.



Para recortar:



Imágenes tomadas de Openclipart.org

MatesLibres.com