

Secuencias de Vuelta a la Escuela (A)

Recorte y pegue la figura que completa cada secuencia.


1.




2.




3.




4.







5.



6.





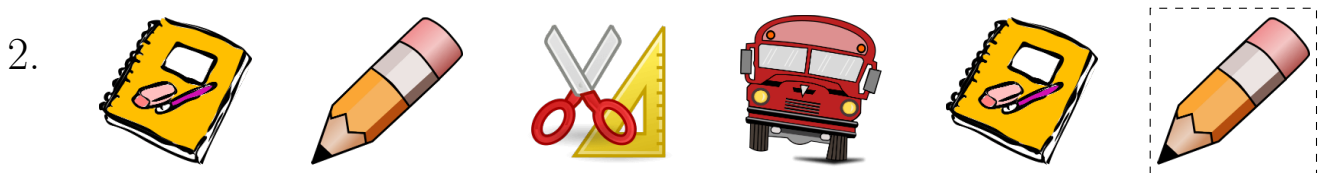



Para recortar:




Secuencias de Vuelta a la Escuela (A) Respuestas

Recorte y pegue la figura que completa cada secuencia.









Para recortar:




Secuencias de Vuelta a la Escuela (B)

Recorte y pegue la figura que completa cada secuencia.



Para recortar:

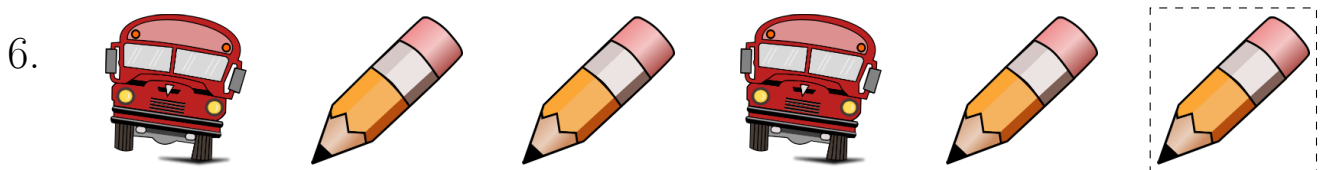







Imágenes tomadas de Openclipart.org


MatesLibres.com

Secuencias de Vuelta a la Escuela (B) Respuestas

Recorte y pegue la figura que completa cada secuencia.



Para recortar:









Imágenes tomadas de Openclipart.org

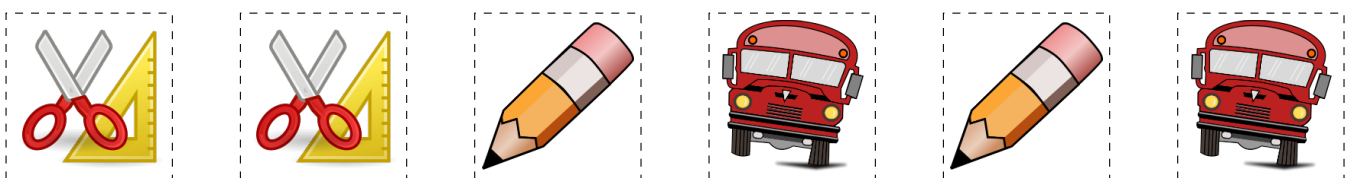
MatesLibres.com

Secuencias de Vuelta a la Escuela (C)

Recorte y pegue la figura que completa cada secuencia.









Para recortar:




Secuencias de Vuelta a la Escuela (C) Respuestas

Recorte y pegue la figura que completa cada secuencia.







Para recortar:




Secuencias de Vuelta a la Escuela (D)

Recorte y pegue la figura que completa cada secuencia.



Para recortar:







Imágenes tomadas de Openclipart.org


MatesLibres.com

Secuencias de Vuelta a la Escuela (D) Respuestas

Recorte y pegue la figura que completa cada secuencia.



Para recortar:









Imágenes tomadas de Openclipart.org


MatesLibres.com

Secuencias de Vuelta a la Escuela (E)

Recorte y pegue la figura que completa cada secuencia.



Para recortar:









Imágenes tomadas de Openclipart.org


MatesLibres.com

Secuencias de Vuelta a la Escuela (E) Respuestas

Recorte y pegue la figura que completa cada secuencia.








Para recortar:




Secuencias de Vuelta a la Escuela (F)

Recorte y pegue la figura que completa cada secuencia.



Para recortar:









Imágenes tomadas de Openclipart.org

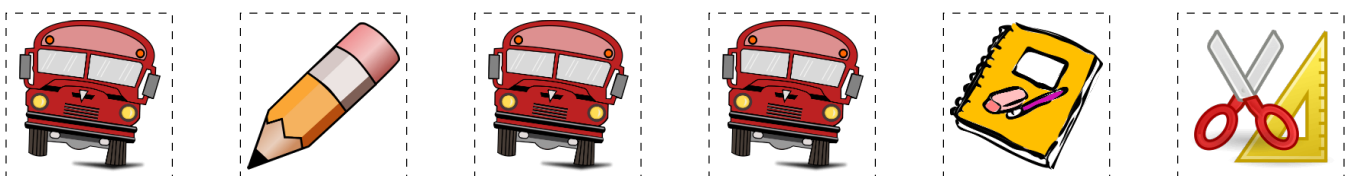
MatesLibres.com

Secuencias de Vuelta a la Escuela (F) Respuestas

Recorte y pegue la figura que completa cada secuencia.







Para recortar:

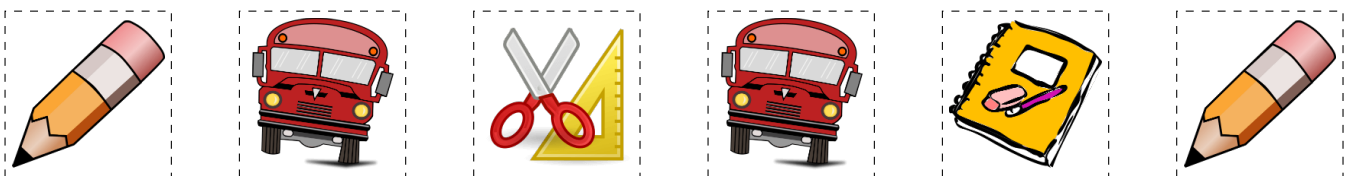


Secuencias de Vuelta a la Escuela (G)

Recorte y pegue la figura que completa cada secuencia.



Para recortar:








Imágenes tomadas de Openclipart.org

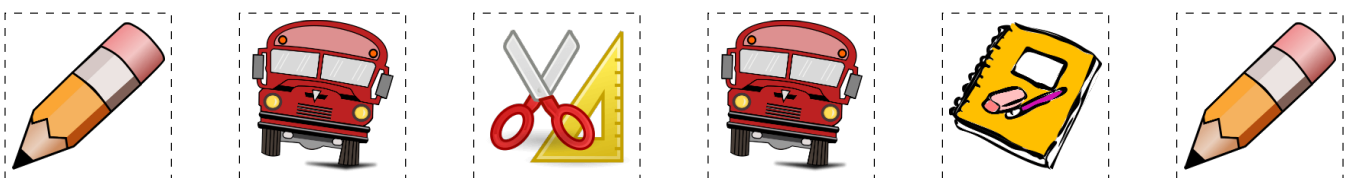
MatesLibres.com

Secuencias de Vuelta a la Escuela (G) Respuestas

Recorte y pegue la figura que completa cada secuencia.



Para recortar:



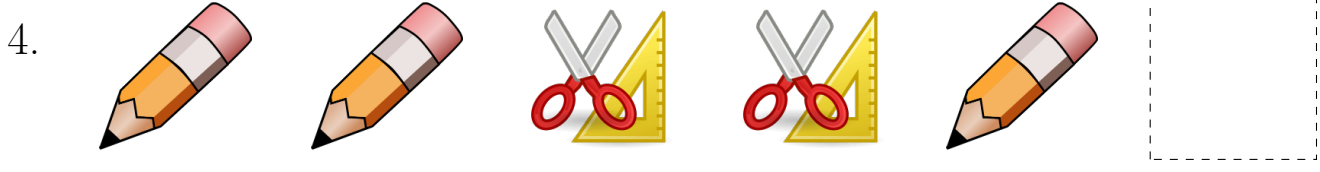





Imágenes tomadas de Openclipart.org


MatesLibres.com

Secuencias de Vuelta a la Escuela (H)

Recorte y pegue la figura que completa cada secuencia.



Para recortar:


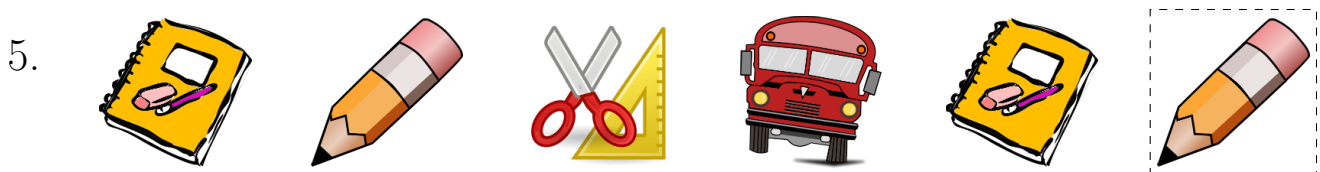






Imágenes tomadas de Openclipart.org

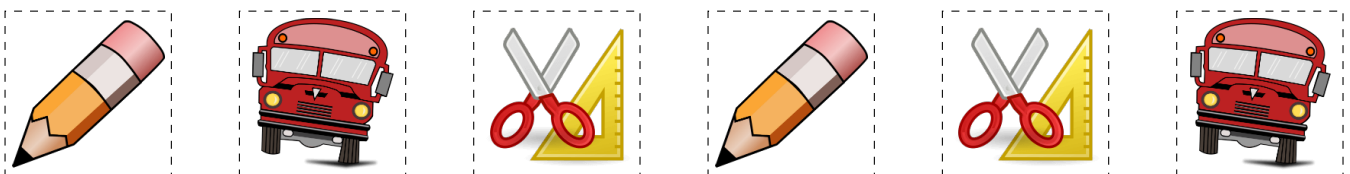
MatesLibres.com

Secuencias de Vuelta a la Escuela (H) Respuestas

Recorte y pegue la figura que completa cada secuencia.



Para recortar:









Imágenes tomadas de Openclipart.org


MatesLibres.com

Secuencias de Vuelta a la Escuela (I)

Recorte y pegue la figura que completa cada secuencia.



Para recortar:









Imágenes tomadas de Openclipart.org


MatesLibres.com

Secuencias de Vuelta a la Escuela (I) Respuestas

Recorte y pegue la figura que completa cada secuencia.



Para recortar:








Imágenes tomadas de Openclipart.org


MatesLibres.com

Secuencias de Vuelta a la Escuela (J)

Recorte y pegue la figura que completa cada secuencia.



Para recortar:








Imágenes tomadas de Openclipart.org

MatesLibres.com

Secuencias de Vuelta a la Escuela (J) Respuestas

Recorte y pegue la figura que completa cada secuencia.



Para recortar:

