

# Secuencias de Vuelta a la Escuela (C)

Recorte y pegue la figura que completa cada secuencia.


1.




2.




3.




4.



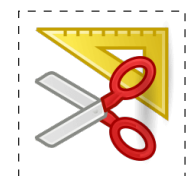
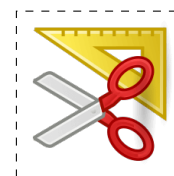
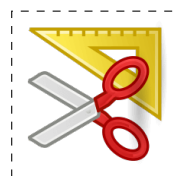
5.



6.



Para recortar:

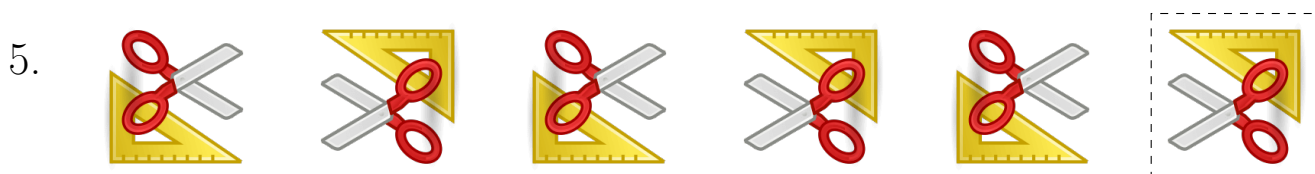
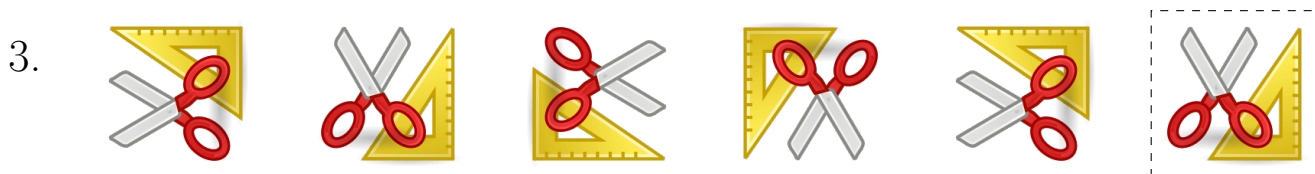


Imágenes tomadas de [Openclipart.org](http://Openclipart.org)

MatesLibres.com

# Secuencias de Vuelta a la Escuela (C) Respuestas

Recorte y pegue la figura que completa cada secuencia.



Para recortar:

