


Secuencias de Vuelta a la Escuela (C)

Recorte y pegue la figura que completa cada secuencia.

1.




2.




3.



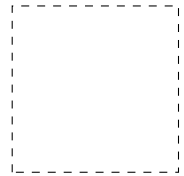
4.



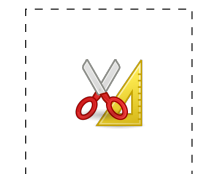

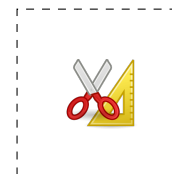
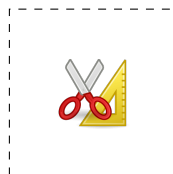
5.



6.



Para recortar:



Imágenes tomadas de Openclipart.org

MatesLibres.com

Secuencias de Vuelta a la Escuela (C) Respuestas

Recorte y pegue la figura que completa cada secuencia.

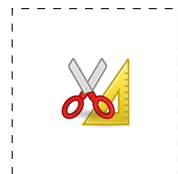
1.



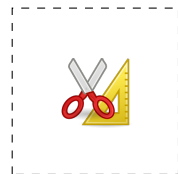
2.



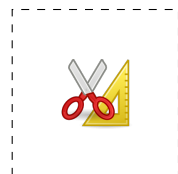
3.



4.



5.



6.



Para recortar:

