



Secuencias de Vuelta a la Escuela (H)

Recorte y pegue la figura que completa cada secuencia.


1.




2.




3.



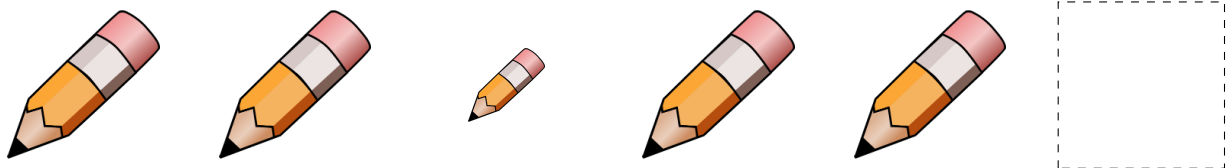
4.



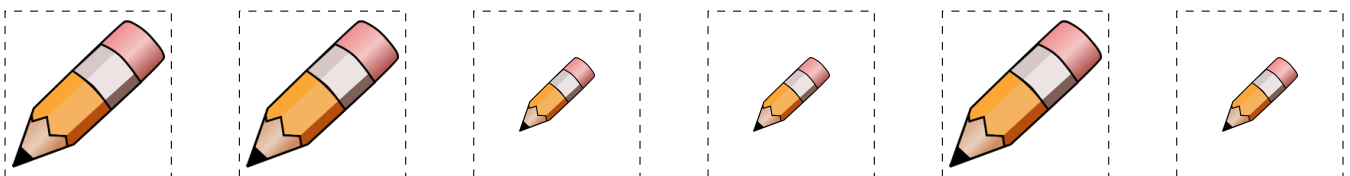
5.



6.



Para recortar:








Imágenes tomadas de Openclipart.org

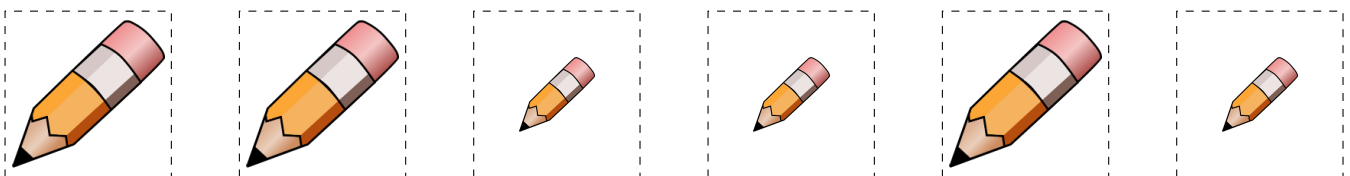
MatesLibres.com

Secuencias de Vuelta a la Escuela (H) Respuestas

Recorte y pegue la figura que completa cada secuencia.



Para recortar:



Imágenes tomadas de Openclipart.org

MatesLibres.com