



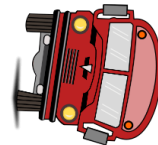
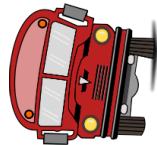
# Secuencias de Vuelta a la Escuela (A)

Recorte y pegue la figura que completa cada secuencia.


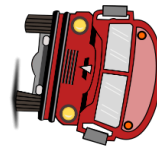
1.






2.




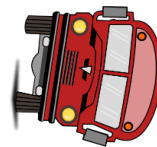
3.



4.



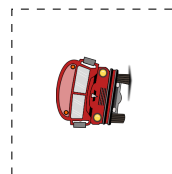
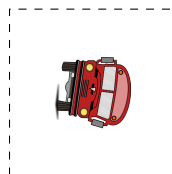
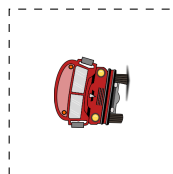
5.



6.



Para recortar:







Imágenes tomadas de [Openclipart.org](http://Openclipart.org)

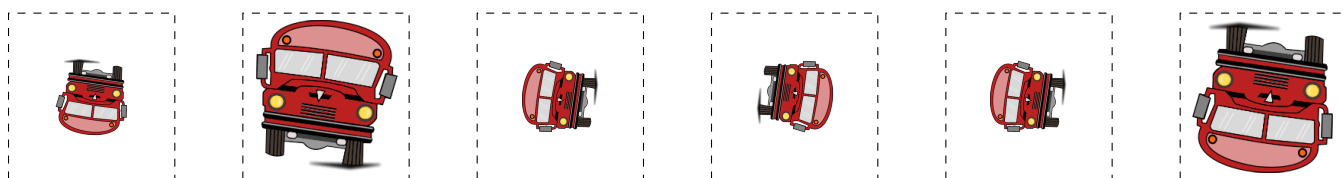
MatesLibres.com

# Secuencias de Vuelta a la Escuela (A) Respuestas

Recorte y pegue la figura que completa cada secuencia.



Para recortar:



Imágenes tomadas de [Openclipart.org](http://Openclipart.org)

MatesLibres.com