




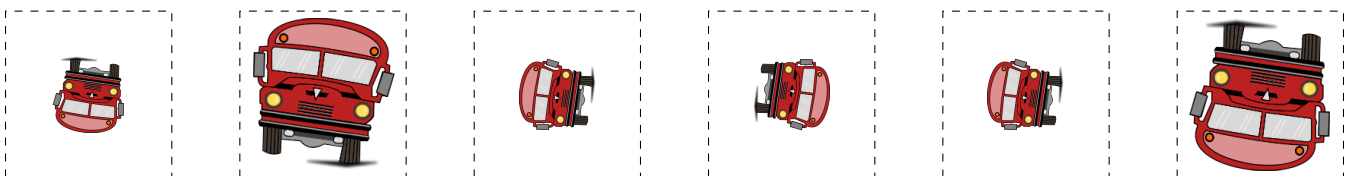


Secuencias de Vuelta a la Escuela (A)

Recorte y pegue la figura que completa cada secuencia.



Para recortar:







Imágenes tomadas de Openclipart.org

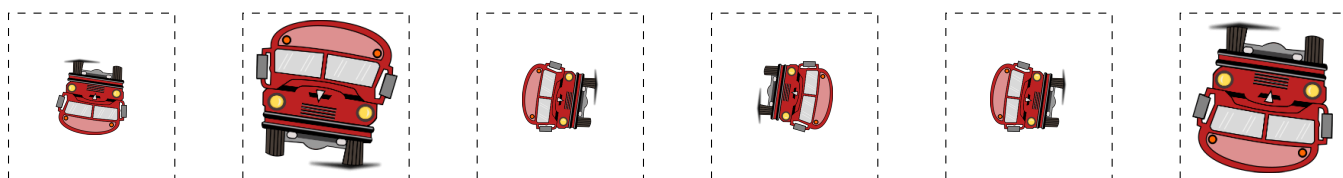
MatesLibres.com

Secuencias de Vuelta a la Escuela (A) Respuestas

Recorte y pegue la figura que completa cada secuencia.



Para recortar:



Imágenes tomadas de Openclipart.org

MatesLibres.com

Secuencias de Vuelta a la Escuela (B)

Recorte y pegue la figura que completa cada secuencia.

1.



2.



3.



4.



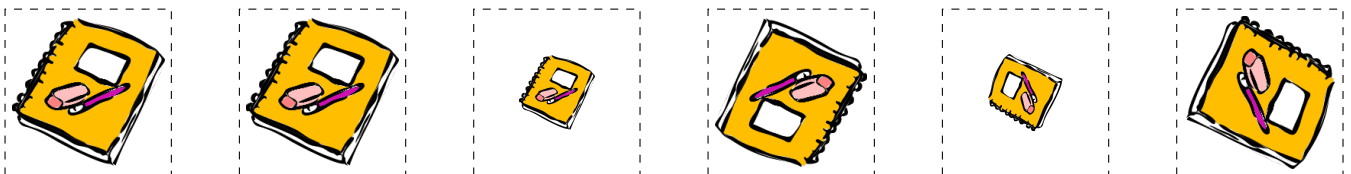
5.



6.



Para recortar:





Imágenes tomadas de Openclipart.org

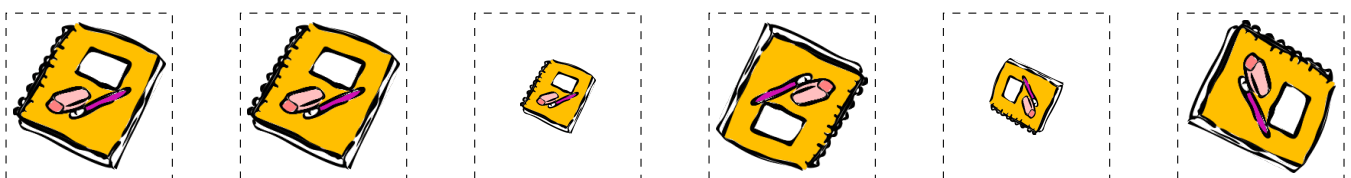
MatesLibres.com

Secuencias de Vuelta a la Escuela (B) Respuestas

Recorte y pegue la figura que completa cada secuencia.



Para recortar:



Imágenes tomadas de Openclipart.org

MatesLibres.com


Secuencias de Vuelta a la Escuela (C)

Recorte y pegue la figura que completa cada secuencia.


1.




2.




3.



4.



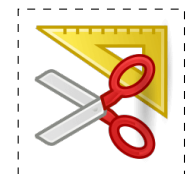
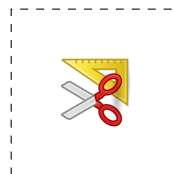
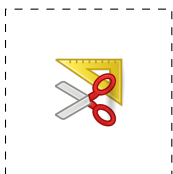
5.



6.



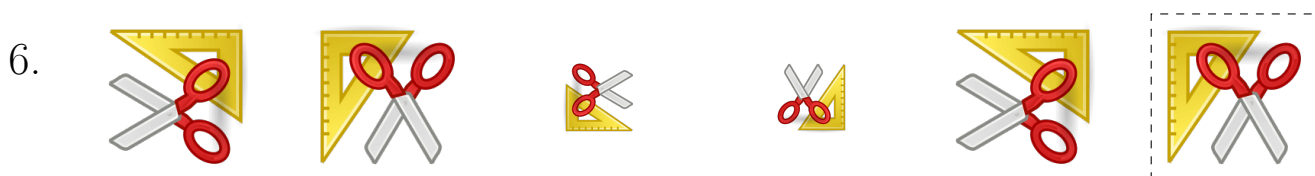
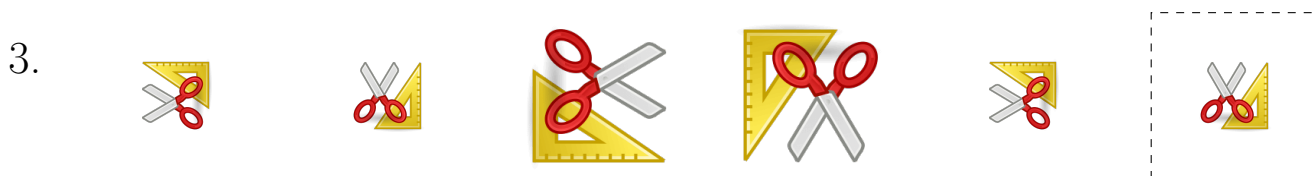

Para recortar:



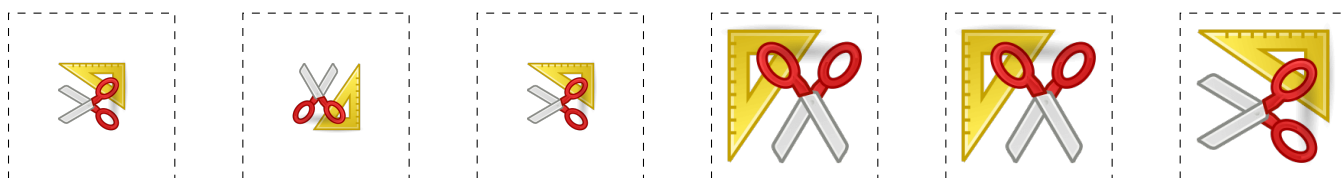
Imágenes tomadas de Openclipart.org

Secuencias de Vuelta a la Escuela (C) Respuestas

Recorte y pegue la figura que completa cada secuencia.



Para recortar:



Imágenes tomadas de Openclipart.org

MatesLibres.com

Secuencias de Vuelta a la Escuela (D)

Recorte y pegue la figura que completa cada secuencia.

1.



2.



3.



4.



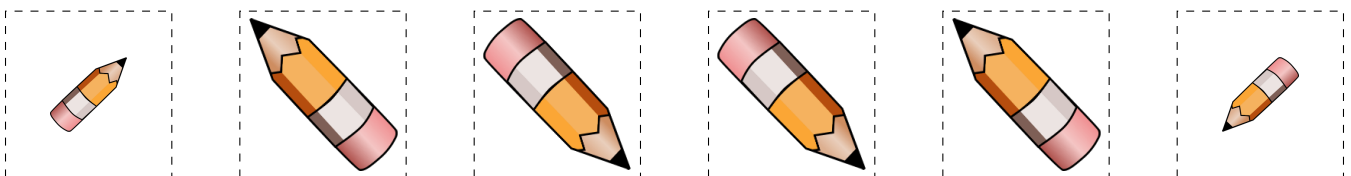
5.



6.



Para recortar:







Imágenes tomadas de Openclipart.org

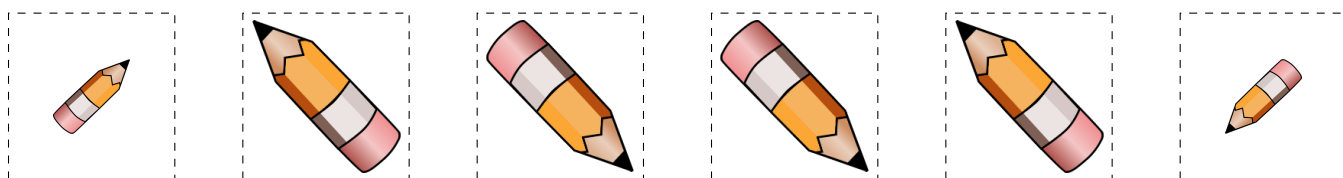
MatesLibres.com

Secuencias de Vuelta a la Escuela (D) Respuestas

Recorte y pegue la figura que completa cada secuencia.



Para recortar:



Imágenes tomadas de Openclipart.org

MatesLibres.com


Secuencias de Vuelta a la Escuela (E)

Recorte y pegue la figura que completa cada secuencia.

1.




2.



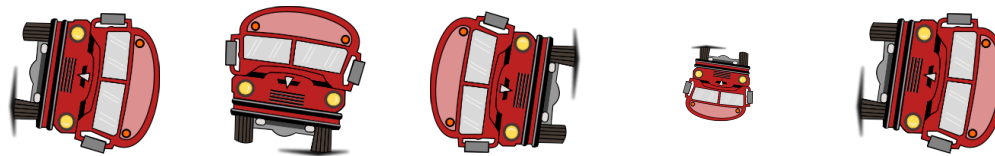
3.



4.



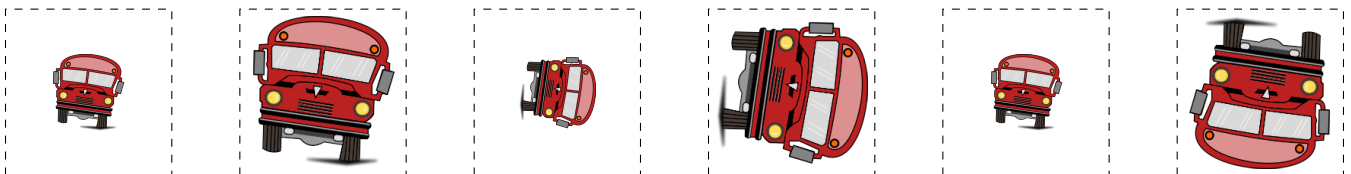
5.



6.



Para recortar:



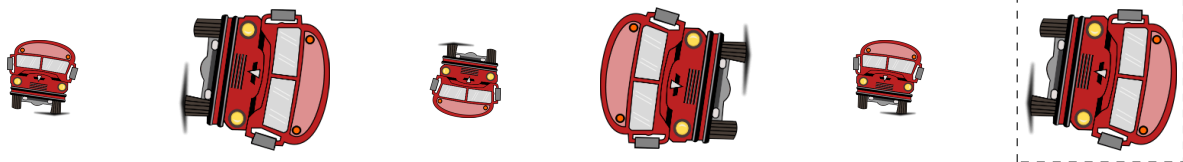
Imágenes tomadas de Openclipart.org

MatesLibres.com

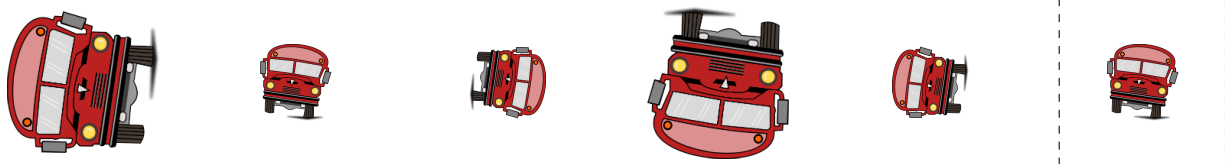
Secuencias de Vuelta a la Escuela (E) Respuestas

Recorte y pegue la figura que completa cada secuencia.

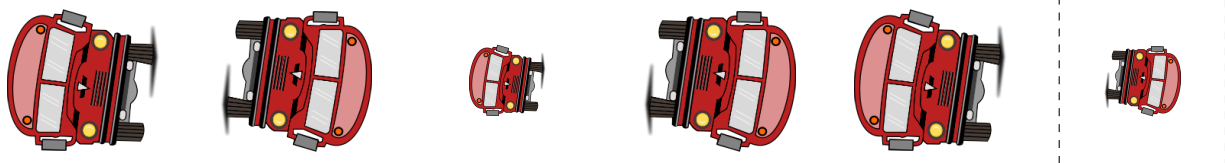
1.



2.




3.




4.



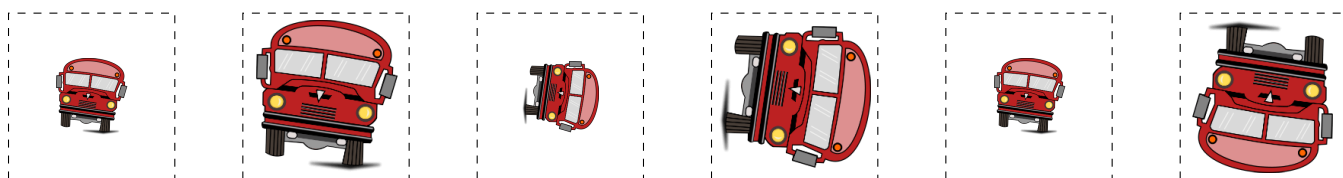
5.



6.



Para recortar:



Imágenes tomadas de Openclipart.org

MatesLibres.com

Secuencias de Vuelta a la Escuela (F)

Recorte y pegue la figura que completa cada secuencia.

1.



2.



3.



4.



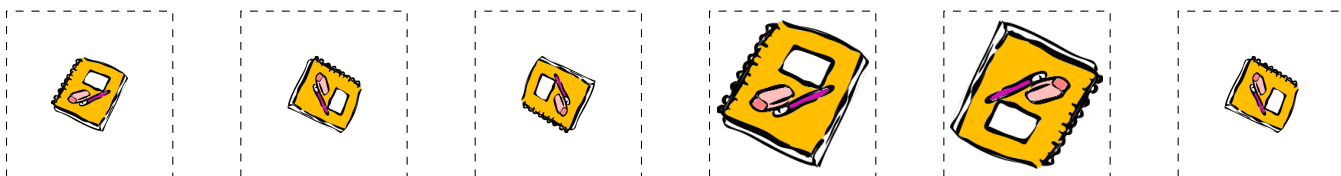
5.



6.



Para recortar:




Secuencias de Vuelta a la Escuela (F) Respuestas

Recorte y pegue la figura que completa cada secuencia.

1.



2.



3.



4.



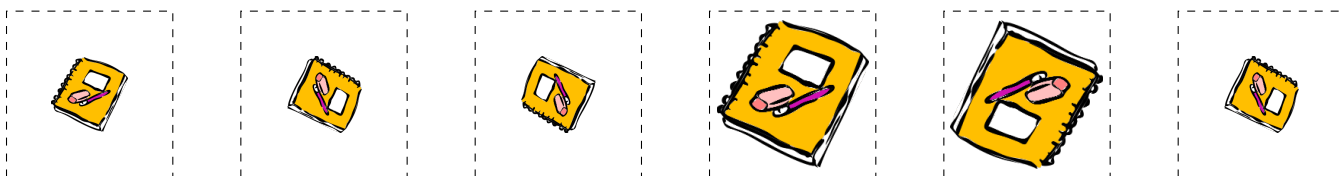
5.



6.



Para recortar:




Secuencias de Vuelta a la Escuela (G)

Recorte y pegue la figura que completa cada secuencia.


1.




2.




3.



4.



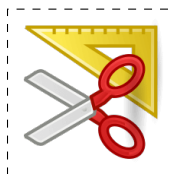
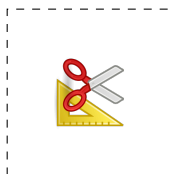
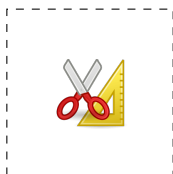
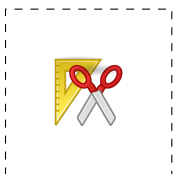
5.



6.



Para recortar:



Imágenes tomadas de Openclipart.org

MatesLibres.com

Secuencias de Vuelta a la Escuela (G) Respuestas

Recorte y pegue la figura que completa cada secuencia.

1.



2.




3.




4.



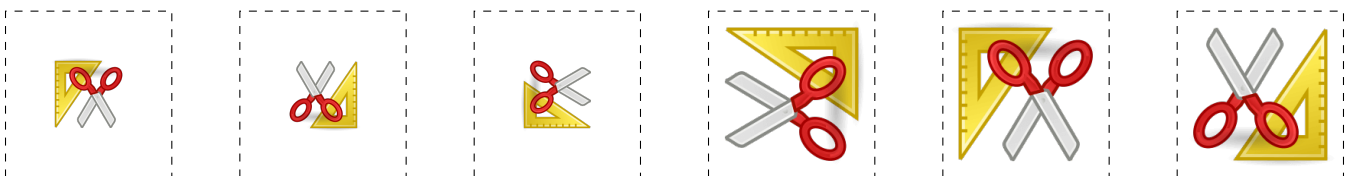
5.



6.



Para recortar:




Imágenes tomadas de Openclipart.org

MatesLibres.com

Secuencias de Vuelta a la Escuela (H)

Recorte y pegue la figura que completa cada secuencia.

1.



2.




3.



4.



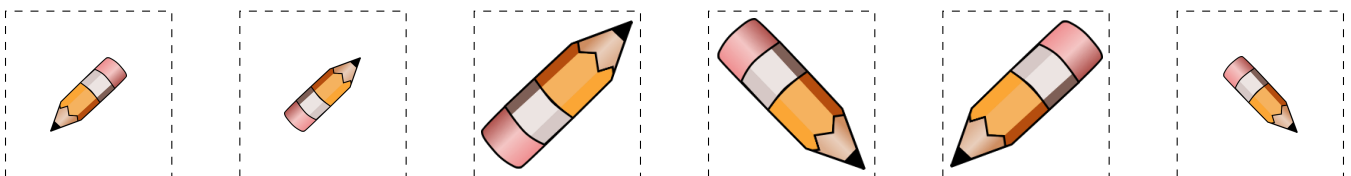
5.



6.



Para recortar:



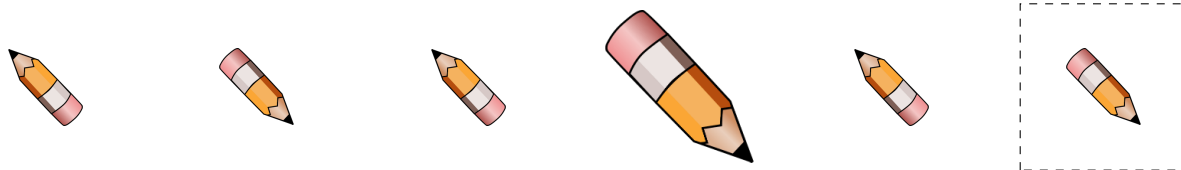
Imágenes tomadas de Openclipart.org

MatesLibres.com


Secuencias de Vuelta a la Escuela (H) Respuestas

Recorte y pegue la figura que completa cada secuencia.

1.



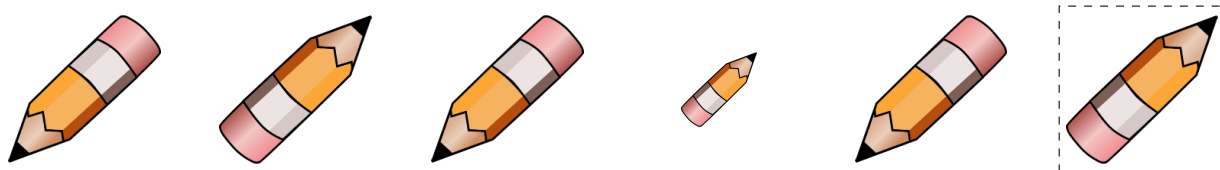
2.



3.




4.



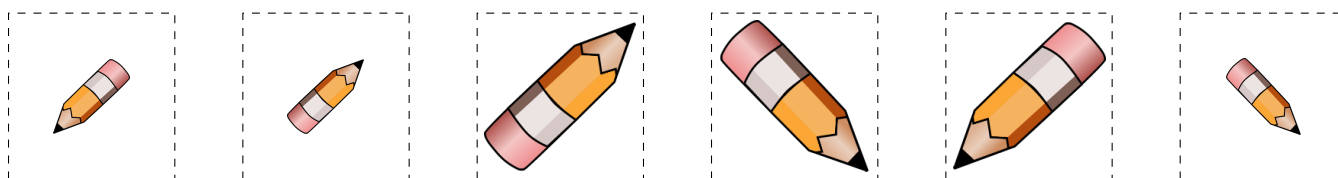
5.



6.



Para recortar:



Imágenes tomadas de Openclipart.org

MatesLibres.com

Secuencias de Vuelta a la Escuela (I)

Recorte y pegue la figura que completa cada secuencia.

1.



2.



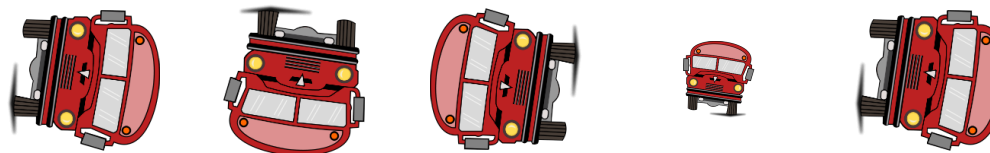
3.



4.



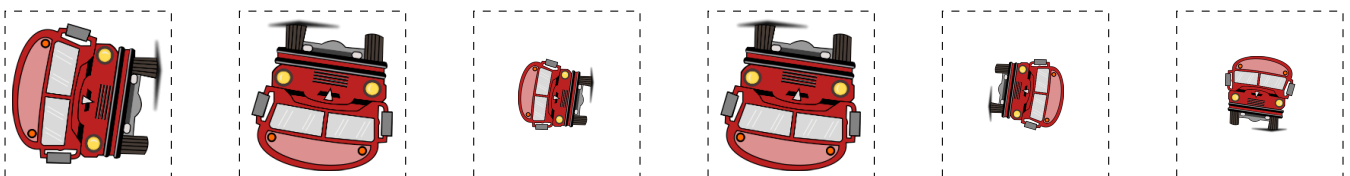
5.



6.



Para recortar:




Imágenes tomadas de Openclipart.org

MatesLibres.com

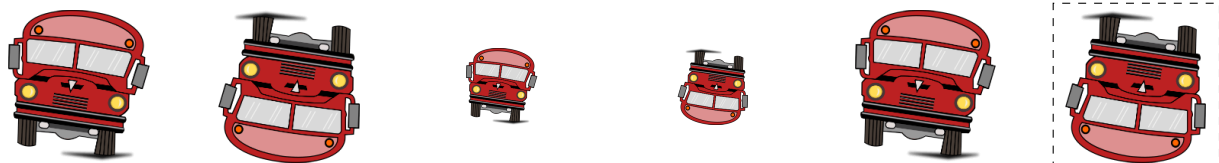
Secuencias de Vuelta a la Escuela (I) Respuestas

Recorte y pegue la figura que completa cada secuencia.


1.



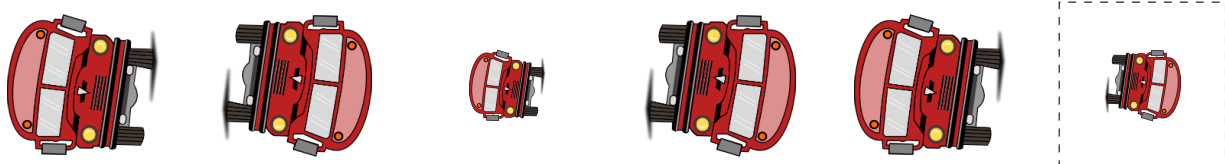
2.




3.



4.



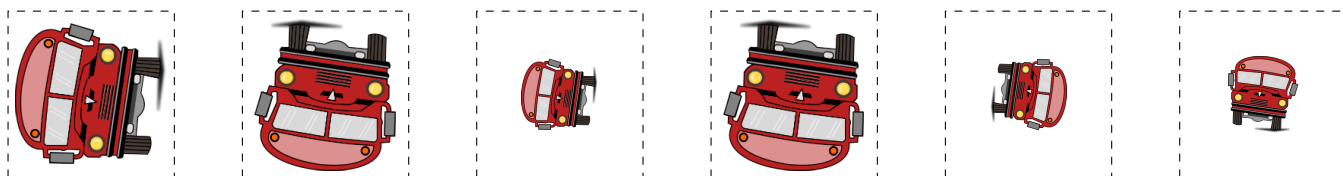
5.



6.



Para recortar:






Imágenes tomadas de Openclipart.org


MatesLibres.com

Secuencias de Vuelta a la Escuela (J)

Recorte y pegue la figura que completa cada secuencia.



Para recortar:





Imágenes tomadas de Openclipart.org

MatesLibres.com

Secuencias de Vuelta a la Escuela (J) Respuestas

Recorte y pegue la figura que completa cada secuencia.



Para recortar:

