



# Secuencias de Frutas (I)

Recorte y pegue la figura que completa cada secuencia.




1.




2.




3.



4.









5.



6.



Para recortar:




Imágenes tomadas de [Openclipart.org](http://Openclipart.org)

MatesLibres.com

# Secuencias de Frutas (I) Respuestas

Recorte y pegue la figura que completa cada secuencia.

1.




2.



3.




4.







5.



6.



Para recortar:



Imágenes tomadas de [Openclipart.org](http://Openclipart.org)

MatesLibres.com